


ORIGINAL EXCITEMENT. NEW VALUE.

SierraOriginals



A D V E N T U R E

IMPORTANT

DO NOT FORGET TO RETURN YOUR WARRANTY CARD INCLUDED IN THIS MANUAL

In order to benefit fully from all our customer support services, you should return this card asap. We can't help or support you if we do not know who you are!

SIERRA Customer Services

Technical Support

In order to provide you with the best possible service, we have two hintlines and a direct technical support hotline where our specially trained technical support team will be ready to take your call.

Free subscription to the Sierra group's very own magazine

In order to keep our valued customers better informed, our free of charge magazine will provide you all the latest information on all our new products as well as practical advice and useful tips.

The free SierraOriginals catalogue

The SierraOriginals catalogue contains details of all the forthcoming titles in the range.

WE WOULD LIKE TO TAKE THIS OPPORTUNITY TO THANK YOU FOR PURCHASING A SIERRAORIGINALS TITLE. WE SINCERELY HOPE THAT YOU ARE COMPLETELY SATISFIED WITH YOUR PURCHASE AND HAVE FUN PLAYING IT.

Dear SierraOriginals Customer,

You hold in your hands a part of computer gaming history. All these titles have the original storyline and technological innovations that have helped define and create the PC-Gaming industry as it appears today. Consider these titles as pictures in a scrapbook - a snapshot of history that has helped to evolve the computer gaming industry. All of the SierraOriginals titles have been kept in their original form. No attempt to modernize or improve the game was made with these titles in order to maintain the sense of nostalgia.

Some of the CD's may contain a **PATCH** directory. To determine if your program has a PATCH program, go to your CD-ROM prompt in **DOS** (i.e., your D:\> assuming your CD-ROM drive is labeled D) and type:

DIR (ENTER)

If the directory listing has a [PATCH] option, then you will need to add these patch files into the game directory after installing the game to your computer. For example, if you installed King's Quest V, and you noticed a directory called [PATCH], you would use the following command to copy the patches into the KQ5 directory:

COPY D:\PATCH*.* C:\SIERRA\KQ5 ((ENTER))

NOTE: the above example assumes that your CD-ROM is labeled as your D drive, and you installed the game to your C hard drive into the directory \SIERRA\KQ5. Please substitute the correct path information in the example above.

Windows'95* users may also have to play the game under DOS, since many of the titles are true DOS games and were created before Windows '95 was released. When using Windows'95, you can re-start your computer in a true DOS mode by clicking on the START button, selecting the SHUT DOWN option, and selecting the "Restart the computer in MS-DOS mode?" item.

Finally, many of these products were released before many of the high quality sound cards such as the AWE 32, Gravis Ultrasound and Ensoniq SoundScape have been released. When selecting an audio/music option for the game, your best bet is to select the AD-LIB option.

On behalf of Sierra On-Line, thank you for purchasing this SierraOriginals product. We appreciate the opportunity to share our history with you and your entire family!

Respectfully,

Quality Assurance Department.

* Windows is a registered trademark of Microsoft Corporation

START UP PROCEDURE

WINDOWS INSTALLATION

1. Place the SierraOriginals CD into your computer's CD drive.
2. Start Windows.
3. Click on [File].
4. Select [Run].
5. At the Command bar, type the letter of your CD drive, followed by "\Setup.exe". Click on OK or press [Enter]. For example, if the letter of your CD drive is "D", type "D:\Setup.exe" and click on OK or press [Enter].
6. Follow the on-screen installation instructions.
7. To run your SierraOriginals software, double click on the game icon.
8. Be sure to check the "Readme" file for the latest information.

DOS INSTALLATION

1. Place the SierraOriginals CD into your computer's CD drive.
2. Type the letter of your CD drive, followed by a colon. For example, if the letter of your CD drive is "D", type "D:". Press [Enter].
3. Type "Install" and press [Enter].
5. To run your SierraOriginals software after loading, all you have to do to start is to go to the directory where the game have been installed by typing (CD:\SIERRA), and press [ENTER], and then typing (C:\SIERRA>FPFPCD) and press [ENTER].
6. Be sure to check the "Readme" file for the latest information.

ALL SYSTEMS


Using a Mouse to Freddy Pharkas

To position the onscreen cursor, move the mouse to the desired position. To move your character, position the cursor at the location to which you want the character to walk and click the mouse button. To execute a command, click the mouse button (multi-button mouse users, click the left button). For more detailed mouse instructions, see below.

1 - Button Mouse

1. [ENTER]

[SHIFT-click] Cycle through available cursors. [Ctrl-Click] Toggle between WALK and last cursor chosen.



2 - Button Mouse

1. [ENTER]

2. Cycle through available cursors.
[Ctrl-Click] Toggle between WALK and last cursor chosen.



3 - Button Mouse

1. [ENTER]

2. Cycle through available cursors.
[Ctrl-Click] Toggle between WALK and last cursor chosen
3. Toggle between WALK and last cursor chosen.

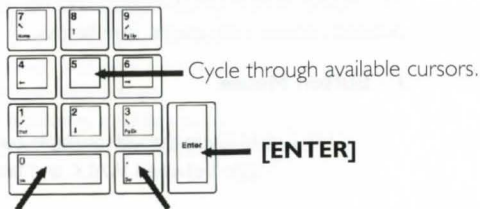
For other commands, mouse users can use the numeric keyboard.



Using a Keyboard to play Freddy Pharkas

To position the onscreen cursor or move your game character using a keyboard, press a direction key (arrow keys) on the numeric keypad. To stop your character, press the same direction key again. To select an Icon or execute a command, press [ENTER]. For more detailed keypad instructions, see below.


Numeric keypad



Toggle between Walk and last cursor chosen (only when run from DOS).

Open Icon Bar and last cursor (Number lock must be off).

Using a Joystick to Play King Quest VI



To position the onscreen cursor using a joystick, move the stick in the desired direction. To select an Icon or execute a command, press the FIRE button. For more detailed joystick instructions, see below:

1. Open Icon Bar and last cursor
2. Press the fire or (ENTER) button.

For other commands, joystick users can use the numeric keyboard.

ICONS AND CURSORS

At the top of the screen is an icon bar containing several icons that can be selected to execute the command choices available to you. To open the icon bar, press [ESC] or move the cursor all the way to the top of your screen. Some icons will have a menu of choices. Use the [Tab] key, mouse or joystick to move between choices within an icon menu.



The Walk Icon

Click here to change to Walk Cursor, then click the Walk Cursor on the main screen. Freddy will walk to that spot (or as close to it as he can).



The Walk Cursor (mouse mode only)

When you choose Walk, the cursor will change to a walking boot. Place the boot at the place where you want to move your character and click the mouse button. If it is possible, your character will move to the selected spot.

PLEASE NOTE: In Keyboard and Joystick mode, the character destination will be assumed to be the edge of the screen in the direction of movement, and will walk off the screen if not stopped. There will not be a special cursor onscreen.



The Look Icon

Click here to change to the Look Cursor, then click the Look Cursor on the main screen to look at thing on-screen.



The Look Cursor

When you choose Look, the cursor will change to an eye. Place the eye at the desired place on the screen and press [ENTER]. If there is something to be seen at this place, a message will be displayed.



The Action Icon

Click here to change to the Action Cursor, then click the Action Cursor on the main screen to do things.



The Action Cursor

When you choose Action, the cursor will change to a hand. Place the hand at the desired place on the screen and press [ENTER], click the mouse button or press the joystick fire button. The appropriate action will be performed.



The Talk Icon

Click here to change to the Talk Cursor, then click the Talk Cursor on characters in the game to speak with them.



The Talk Cursor

When you choose Talk, the cursor will change to a talking head. Position the mouth on the person (or thing) and click the mouse button, press the joystick fire button or press [ENTER]. If conversation is possible, the character will talk, or a conversation will begin.



Fast Forward

When this icon is available, you may click here to "Fast Forward" to the next interactive part of the game.



The Item Icon

The Item icon shows the last inventory item you selected. Choose Item when you want to see or use this item.



The Inventory Icon

Click here (or press <Ctrl - I> or <Tab>) to see what you are carrying in Inventory.



The Controls Icon

This icon allows four game variables to be adjusted:

- * **Speed:** Adjusts the speed of the game animation.
- * **Volume:** Adjusts the sound volume.
- * **Text/Speech Control:** Allows selection between displayed text and spoken text. If the button is marked as TEXT, clicking on it will restore speech mode. If the button is marked as SPEECH, clicking on it will restore speech mode.
- * **Game Detail:** Adjusts the amount of non-essential animation in the game. If your game is running too slowly, you may want to adjust the Game Detail to lessen the amount of non-essential animation. **SAVE, RESTORE & QUIT** are also accessed via the **Controls** icon.



The Information Icon

Choose Information when you need to be reminded what the various icons do in the game. The cursor will change to a question mark. Pass the question mark over the other icons in the icon bar to see what they do.

Object Cursors

Each item in your inventory has a special **object** cursor associated with it. These can be used to perform game actions with your inventory items. Follow these steps:

1. You can choose the **Inventory** icon from the icon bar, or press the [Tab] key.
2. Move the **arrow** cursor the **inventory** item you want to use, and press [ENTER], the joystick fire button or click the mouse button. The cursor will change to look like the item you have selected.
3. Choose the **OK** icon. You will exit the inventory screen to the game.
4. Move the **Object** cursor to the place onscreen where you want to use the inventory item and press[ENTER], the joystick fire button or click the mouse button.

THE MODERN DAY BOOK OF HEALTH AND HYGIENE

(1881 Edition)

By. HYMAN J. LIPSCHITZ, M.D.

(Note to those people who might think a parody of a quack remedy guide that pretends to be from the 19th Century could really contain factual information but who are too stupid to read disclaimers such as this anyway: The information contained herein is absolute and utter balderdash, provided by Sierra On-Line, Inc. for your Entertainment ONLY and to provide information and clues for FREDDY PHARKAS, FRONTIER PHARMACIST. Do not take the medications we prescribe. Do not apply the balms and liniments we describe. Do not attempt the procedures we outline. Do not believe that Manual Labor is still the President of Mexico. Nothing within this pamphlet is accurate and truthful, to the best of our ability. We are being entirely facetious. Do not, repeat DO NOT, use this documentation as a real medical guide! It's a joke! Okay? Get it?)

*The household pharmacopoeia
no home should be without these!*



AMINOPHYLLIC CITRATE

An extremely powerful cure for temporary (non-acute) flatulence, in man or beast. Should Aminophyllic Citrate be unavailable, it may be created in the home laboratory: Combine 40 grams Sodium Bicarbonate with 15 ml. Furachlordone. Pour into beaker. Dilute with water to make 100 ml. Add 5 grams Magnesium Sulfate, stir the mixture well using only a pure glass rod. Pour into medicine bottle and cork. Mix 1:1000 with water.



BIMETHYLQUINOLINE

A crystalline substance used in the manufacture of certain drugs. Hard-to-find but well worth a trip to the Joliet Bimethylquinoline Mines to pick up some freshly-hewn granules.



BISALICYLATE ANTITOXIDENE

Has been found to be an effective, albeit highly powerful, compound in the correction of diarrhea, although it is not normally recommended for individuals due to its extreme concentration and possibility for overdose, with subsequent dire consequences. Best when taken with vast quantities of water. Storage may be a problem due to short shelf life. May be synthesized as follows: Combine 25 ml. of Bismuth Subsalsicylate with 5 ml. of Orphenamethihydride in a test tube. Heat over flame until mixture begins to boil. Pour into medicine bottle and cork. Remove from flame and dilute with one thousand gallons of water (approximately). Makes enough Bisalicylate Antitoxidene for four thousand doses.



BISMUTH ENTEROSALICYLINE

Used in the compounding of drugs such as Beinbyate, Lezl-E Neelcin, Sudabum, and Quinotrazate.



CALCIUM CARBONATE

Used to provide that much sought-after "chalky" texture for antacids, laxatives, diuretics, and other bowel-related liquid medications. Can be synthesized in the home thusly: Take one 5-inch length of schoolhouse chalk. Grind in a mortar until a fine powdery consistency is achieved. Use 1 gm powder per dosage as recommended.



ELIXIR

A general term used in hundreds of liquid "patent medicines." May contain herbal or synthetic chemicals, or a combination of those. Most elixirs have, in common, an extremely high alcohol content, often up to 95% of the contents of the bottle. Thus, they may be more effective in creating flambés than in battling illness.



ESTROSTERANE

Can be used to prevent conception after marital relations. Normally available only by prescription. May be produced in the home as follows: Grind 15 gm. of Bimethylquinoline crystals and 15 gm. of powdered Metyraphosphate in a mortar. Prepare 5 gm. dosages on pure sheets of medicinal dispensing paper. Recommended maximum dosage: 1 box of six.



FURACHLORDONE

Used in the manufacture of Aminophyllic Citrate, Limnotic Knidphyte, Chloroslychmun, and other popular medications. Also useful as a topical remedy for poison ivy, poison oak, poison sumac, poison honeysuckle, and poison lily-of-the-valley.



MAGNESIUM SULFATE

Commonly known as "Epsom Salts." Not useful per se as a medication or component, but definitely helpful when your Epsoms taste a little too bland.



METYRAPHOSPHATE

An anti-conceptuant when used in conjunction with Bimethylquinoline according to laboratory specs.



ORPHENAMETHIHYDRIDE

A desalinization compound. Also a handy substitute for vermouth.



PEPTICLYMACINE TETRAZOLE

Effective aid in treatment of the vapors. Available from Furnette Formulas, Cincinnati, Ohio. Pepticlymacine Tetrazole is an acceptable substitute for Tyloxpolynde. Dispense at 40 ml. per bottle.



PHENODOL OXYTRIGLYCHLORATE

A compound composed of sugary esters and mentholated chlorine. Used in the manufacture of Quatrotriticalite, Benzaphyl, and Quinotrazate. Available from Kookamunga Kchemicals, Boston, Massachusetts.



QUINOTRAZATE

A highly efficacious and useful medication when taken orally at a dosage of NTE 60 mg/day. To prepare: to 15 ml. of Bismuth Enterosalicyline, add 30 gm of Phenodol Oxytriglychlorate to produce Quinotrazate. Mix together in a glass beaker. Stir the mixture well using only a pure clean glass rod. Process into pill form. Usual dosage is 21 pills.



SODIUM BICARBONATE

Baking soda. Used to correct flatulence & diarrhea; useful on fires (by producing carbon dioxide in large quantities, thus suffocating the flames). Also amusing when added to acetic acid (vinegar). Available from Watt & Crickson Chemists, San Francisco, California.



TESTOSTERATE

5 ml. of Testosterate administered orally twice daily will add masculinity to the lightest male. To prepare: Combine 10 ml. of Phenolsulphonphthalien liquid with 30 gm. of Enteromagneline powder in a beaker. Bring to a boil. Allow to cool ever so slightly before adding 5 gm. of Reserpicline Oxide. Dilute with enough Nitrabylocynine to make 75 ml. of Testosterate. Stir. Pour into medicine bottle and cork.



TETRACYCLINE

An experimental drug, but one worth taking for certain unmentionable diseases (like the Pox...whoops, now we mentioned it). Try 500 mg 4x daily for 10 days. Sure did the trick for me; now Lulu and I are good friends again.



TYLOXPOLYNIDE

An effective aid in the treatment of the vapors. Not possible to synthesize in the home laboratory, however, substitutions are permissible. (See: PEPTICLYMACINE TETRAZOLE.) Available from D. B. Aze & Sons, Baltimore, Maryland.



DIARRHEA

Diarrhea is caused by too many soft, liquidy foods finding their way into your digestive system. Unchecked, it can lead to dehydration. It may be cured quickly and cleanly by eating quantities of solid foods, or foods with stiffening ingredients like pectin, such as: fibrous breads, apples, cruciferous vegetables like broccoli and cauliflower, etc. (see: BISALICYLATE ANTITOXIDENE.)



FLATULENCE

Properly treating flatulence, whether in man or beast, requires diagnosing the source of the offensive odor. Obtain a sample of the gaseous matter (any simple container, such as a paper bag, will suffice). Place your gas spectroscope (you do still have that old gas spectroscope out in the barn, don't you?) in front of a lit alcohol lamp or Bunsen burner. Burn the gas on the

flame and observe the spectra readout. Compare the readout to the tintypes below and treat with the appropriate solution:

APPLES 'N BROWN SUGAR-CINNAMON
(treatment: Sodium Bicarbonate)



EXCESS ACID OR EXCESS CARBON DIOXIDE
(treatment: Nitrobylocynine)



CARAMEL
(treatment: Quinine)



MEATY BY-PRODUCTS
(treatment: Bisalicylate Antitoxidene)



LENTILS
(treatment: Aminophyllic Citrate)



Note: In the first riddle, carefully read the prescription...
and prepare 40 ml of medicine.

CUSTOMER SERVICE

SERVICES	NUMBERS	HOURS AVAILABLE
Customer/ Technical Support	(01734) 303 171	9 a.m. to 5 p.m. Monday - Friday
Customer Service Fax	(01734) 303 362	24 hrs.
Bulletin Board Service	(01734) 304 227	24 hrs Requires a modem.
Hintline (Older Games)	(01734) 304 004	24 hrs. Requires a touch tone phone
New Hintline - UK only	0891 660 660*	24 hrs. Automated Service Available in the UK only. Automated Service

* Costs 39p min. cheap rate, 49p at other times. Max. call length 7.5 mins, max. charge cheap rate £2.93, max. charge at other times £3.68 (UK only).

* Charges correct at time of printing.

For further information, please write to:

SIERRA/COKTEL
 Attention: Customer Service,
 4 Brewery Court, Theale,
 Reading, Berkshire RG75AJ - U.K.

SIERRA ORIGINALS WARRANTY CARD TO BE RETURNED (Please complete in capitals)

Here are 3 great reasons why you should return your coupon today:

- Any faulty disk is guaranteed for 90 days and will be exchanged within that period of time.
- Our Customer/Technical support - tel: (01734) 303 171 - will answer all your questions from Monday to Friday (9 am to 5 pm) and will solve your technical problems.
- **A free one year subscription to MULTIMEDIA NEWS** - The quarterly magazine from Sierra. Packed with exclusive insights into our new releases, plus competitions, special previews, interviews etc...

SURNAME _____ CUSTOMER NO* _____

FIRST NAME _____ DATE OF BIRTH _____

ADDRESS _____

TOWN _____ POSTCODE _____

COUNTRY _____ TEL N* _____

*Please indicate customer number if you know it, otherwise leave blank.

COMPUTER PC

386 486 PENTIUM

OPERATING SYSTEM

MS-DOS WINDOWS
 WINDOWS 95

PERIPHERALS

SOUNDCARD
 PRINTER MODEM

TITLE OF PRODUCT PURCHASED: F R E D D Y | P H A R K A S |

TYPE OF PRODUCT: A D V E N T U R E |

DATE OF PURCHASE: _____

• Name of the store where you purchased the game: _____
 City: _____

• Type of product most often purchased:
 Adventure Strategy Arcade/Action Simulation Sport Educational Games

• How many SierraOriginals titles do you already have? _____

How to send us your warranty card

1. Complete the details on the warranty card (found on the last page of the manual)
2. Cut along the dotted lines.
3. Send your warranty card (in a stamped envelope) to the following address :

Sierra on-Line Ltd
Warranty Card Registration
4 Brewery Court, The Old Brewery
Theale, Reading
Berkshire RG75AJ

CUSTOMER SERVICES

HOTLINE: 01734 303 171

FAXLINE: 01734 303 362



SierraOriginals

Sierra, the recognized leader in interactive entertainment, proudly presents

"SierraOriginals". Our most exciting titles are now available at an amazingly low price. Each title offers outstanding value for money.

So Experience the Excitement, Enjoy the Challenge,
and Discover the Value.

S489021CZ06ZZ

© 1993 Sierra On-Line, Inc. ® and ™ designate trademarks of, or licensed to, Sierra On-Line, Inc., Bellevue, WA 98007. All rights reserved. Windows is a registered trademark of the Microsoft Corporation.