


MICKEY'S SPACE ADVENTURE

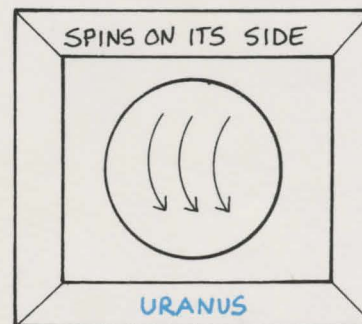
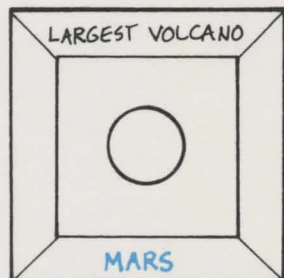

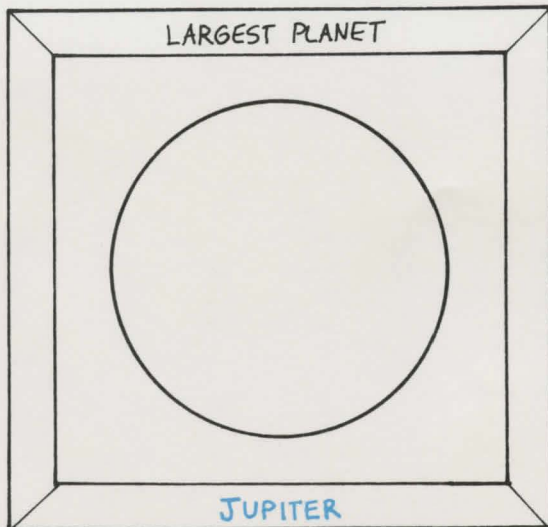

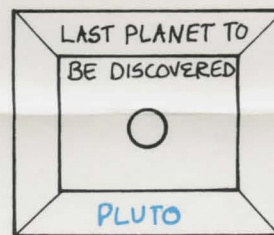
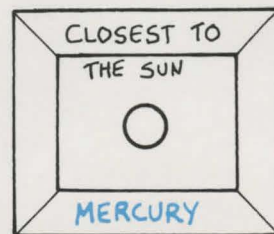
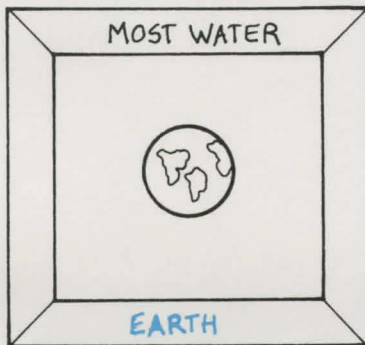

WORKSHEET 1

NAME _____ DATE _____

Name the planets in the Planet Hall of Fame. Write your answer on the bottom of the frame. An example is given for you.



PLANET HALL OF FAME



MICKEY'S SPACE ADVENTURE

WORKSHEET 2

FIRST:

On this side, write the names of the nine planets in the order of their distance from the sun.

NAME _____ DATE _____

NEXT:

For each planet, think of a word that begins with the same letter as that planet's name. Choose words that will fit together in a sentence. (A dictionary might be helpful.) Write your words in the spaces on this side. Now, all you have to do to remember the order of the planets from the sun is recite your sentence. It's easy. An example is given for you. Now create your own sentence.

EXAMPLE:


Mercury ○ Mickey's

Venus ○ visit


Earth ○ ended

Mars ○ marvelously...

Jupiter



Saturn





Uranus



Pluto



Neptune




MICKEY'S SPACE ADVENTURE

WORKSHEET 3

NAME _____ DATE _____

An alien pirate has left a treasure map! Unfortunately, all of his instructions have been mixed up. It is up to you to put his instructions in order and find where the treasure is buried. The hunt starts at the domed city. From each location, find the instruction below which takes you to the next closest location. The first three steps are done for you. When you discover where the hidden treasure is, draw it on the map.



- | | | | |
|-----------|-----------------------------------|-----------|--------------------------------|
| <u>9</u> | Go West through the flower field | <u>6</u> | Go East but stop before desert |
| <u>11</u> | Go North to the caves | <u>10</u> | Go West to boulders by river |
| <u>13</u> | Go East across bridge to volcano | <u>7</u> | Go North through mountain pass |
| <u>3</u> | Go South to swamp | <u>5</u> | Go North to volcano |
| <u>2</u> | Go West to tall trees | <u>4</u> | Go East to caves |
| <u>14</u> | Go North from volcano to treasure | <u>8</u> | Go North across river |
| <u>1</u> | Start at domed city | <u>12</u> | Go East to bridge over crevice |

MICKEY'S SPACE ADVENTURE

WORKSHEET 4

NAME _____ DATE _____

Your spaceship has landed on an unknown planet. You decide to leave your ship and explore. In order to avoid getting lost in such strange surroundings, you must make a map. Here is a chart showing which directions you travel and different landmarks you see there. Use this information to make your map below. The first three steps have been done for you.

DIRECTION	WHAT YOU SEE
1. west	large mountains
2. north	massive crater
3. east	deep chasm
4. east	frozen lake
5. south	top of a hill
6. south	valley
7. east	mineral bed
8. north	more minerals
9. west	top of a hill
10. south	valley
11. west	ancient temple
12. north	back to your spaceship!

