

CODE NAME: ICEMAN

HINT BOOK

Welcome to the U.S. Navy in the year 2110 with "Codename: Iceman." I hope you find your career as a Naval Commander both exciting and challenging. As in the "Police Quest" series, we have attempted to put a sufficient amount of realism into this game to give you, the adventure game player, the feeling of being in the driver's seat in a true-to-life situation. This game is quite different from Sierra's other adventure games because it contains a nuclear submarine simulator. In "Codename: Iceman," even when you are not sitting in the pilot's seat the submarine U.S.S. Blackhawk will continue along whatever course has been set for it no matter where else you are and what you may be doing.

This hint book will allow you to complete "Codename: Iceman" successfully and it also contains a complete list of all points in the game. In the unlikely circumstance that you have a problem that isn't covered in this hint book feel free to contact Sierra's automated electronic hint system at 1-900-683-KLUE, or our Customer Support Department at 1-209-683-8989.

THE PURPOSE OF THIS BOOK

The whole point of playing "Codename: Iceman" is to discover its puzzles and then discover the solutions to them. However, some puzzles may be so well hidden that you don't even know where to begin. Or, perhaps this is your first experience with an adventure game and you're not sure how to get started.

HOW TO USE THIS HINT BOOK

When you get stumped, look through this book and find the question that is closest to your problem. Use the red Adventure Window that came with this hint book to see the FIRST hint. Hints progress from helpful hints to strong clues, and finally to actual solutions. It's best to read the hints individually as needed. Be sure to read only the hints you really need!

HOW NOT TO USE THIS HINT BOOK

Don't just scan through the whole book reading all the answers! Read only those hints absolutely necessary and as few of those as you actually need. Giving too much away before you've had a chance to really try to solve the problem yourself takes away a lot of the fun of playing an adventure game. Beware, because you may find one or more questions about things that have nothing to do with "Codename: Iceman" in this hint book. After all, red herrings are part of the fun.

IF YOU HAVE FINISHED "CODENAME: ICEMAN"

After you have finished the game, I invite you to check out the back of this book. It contains a complete walkthrough and list of all possible points. But be very cautious using this section! Don't even look at it until you have actually seen the very end of "Codename: Iceman."
Thanks for playing "Codename: Iceman!"

All I do is wander about! Is this it?

How do I find out what's going on?
 How do I find out which hut is mine?
 How do I find out what's going on?
 How do I find out what's going on?

What's the point of this game, anyway?

How do I find out what's going on?
 How do I find out what's going on?
 How do I find out what's going on?
 How do I find out what's going on?

I'm tired of dying and starting over again from the beginning!

How do I find out what's going on?
 How do I find out what's going on?
 How do I find out what's going on?
 How do I find out what's going on?
 How do I find out what's going on?
 How do I find out what's going on?
 How do I find out what's going on?
 How do I find out what's going on?

Johnny walks too slow!

How do I find out what's going on?
 How do I find out what's going on?
 How do I find out what's going on?
 How do I find out what's going on?
 How do I find out what's going on?
 How do I find out what's going on?
 How do I find out what's going on?
 How do I find out what's going on?

How can I "look at" things?

How do I find out what's going on?
 How do I find out what's going on?
 How do I find out what's going on?
 How do I find out what's going on?
 How do I find out what's going on?
 How do I find out what's going on?
 How do I find out what's going on?
 How do I find out what's going on?

How do I find out what's going on?

How do I find out what's going on?
 How do I find out what's going on?
 How do I find out what's going on?
 How do I find out what's going on?

How do I find out which hut is mine?

How do I find out what's going on?
 How do I find out what's going on?
 How do I find out what's going on?
 How do I find out what's going on?

Is the volleyball game of any significance?

How do I find out what's going on?
 How do I find out what's going on?
 How do I find out what's going on?
 How do I find out what's going on?

Why can't I save the drowning girl?

How do I find out what's going on?
 How do I find out what's going on?
 How do I find out what's going on?
 How do I find out what's going on?

I can't get anywhere with the girl in the bar.

Which girl?

How do I find out what's going on?
 How do I find out what's going on?
 How do I find out what's going on?
 How do I find out what's going on?
 How do I find out what's going on?
 How do I find out what's going on?
 How do I find out what's going on?
 How do I find out what's going on?

What do I need to say to the band leader?

How do I find out what's going on?
 How do I find out what's going on?
 How do I find out what's going on?
 How do I find out what's going on?
 How do I find out what's going on?
 How do I find out what's going on?
 How do I find out what's going on?
 How do I find out what's going on?

I'm dancing with Stacy and I can't stop!

Stacy: I'm dancing with Stacy and I can't stop!
Stacy: I'm dancing with Stacy and I can't stop!
Stacy: I'm dancing with Stacy and I can't stop!

Help! I can't find Stacy's lost earring.

Stacy: I'm dancing with Stacy and I can't stop!
Stacy: I'm dancing with Stacy and I can't stop!
Stacy: I'm dancing with Stacy and I can't stop!

Stacy's gone. What should I do with her lost earring?

Stacy: I'm dancing with Stacy and I can't stop!
Stacy: I'm dancing with Stacy and I can't stop!
Stacy: I'm dancing with Stacy and I can't stop!

Why can't I seem to get off the island?

Stacy: I'm dancing with Stacy and I can't stop!
Stacy: I'm dancing with Stacy and I can't stop!
Stacy: I'm dancing with Stacy and I can't stop!

Okay, I read the newspaper now what?

Stacy: I'm dancing with Stacy and I can't stop!
Stacy: I'm dancing with Stacy and I can't stop!
Stacy: I'm dancing with Stacy and I can't stop!

I don't know General Braxton's phone number.

Stacy: I'm dancing with Stacy and I can't stop!
Stacy: I'm dancing with Stacy and I can't stop!
Stacy: I'm dancing with Stacy and I can't stop!

How do I get to the airport to leave the island?

Stacy: I'm dancing with Stacy and I can't stop!
Stacy: I'm dancing with Stacy and I can't stop!
Stacy: I'm dancing with Stacy and I can't stop!

IN WASHINGTON

Why won't the man in the lobby at the Pentagon let me enter?

Stacy: I'm dancing with Stacy and I can't stop!
Stacy: I'm dancing with Stacy and I can't stop!
Stacy: I'm dancing with Stacy and I can't stop!

What am I supposed to do at the briefing?

Stacy: I'm dancing with Stacy and I can't stop!
Stacy: I'm dancing with Stacy and I can't stop!
Stacy: I'm dancing with Stacy and I can't stop!

How do I get to the Washington monument?

Stacy: I'm dancing with Stacy and I can't stop!
Stacy: I'm dancing with Stacy and I can't stop!
Stacy: I'm dancing with Stacy and I can't stop!

AT OAHU AIRPORT

How do I get to Pearl Harbor?

Stacy: I'm dancing with Stacy and I can't stop!
Stacy: I'm dancing with Stacy and I can't stop!
Stacy: I'm dancing with Stacy and I can't stop!

How do I get aboard the USS Blackhawk?

Stacy: I'm dancing with Stacy and I can't stop!
Stacy: I'm dancing with Stacy and I can't stop!
Stacy: I'm dancing with Stacy and I can't stop!

ABOARD THE U.S.S. BLACKHAWK

I keep getting killed as soon as I dive!

On the first dive, the enemy is always waiting for you. You must be ready to dive at any moment. Practice your diving skills often. Make sure you know how to use your weapons and how to avoid enemy fire.

How do I confirm that I have a green board?

When you see a green board, it means you are in a safe area. You can rest and recharge your weapons. However, you must be ready to move at any moment. The enemy can be anywhere.

I can't seem to control the submarine. Help!

Check your controls and make sure they are working properly. Practice your submarine control skills often. Make sure you know how to use the controls and how to avoid enemy fire.

How do I get into the captain's safe?

The captain's safe is a very important part of the submarine. It contains the captain's personal effects and the submarine's secret codes. You must be very careful when you enter the safe. Make sure you know the password and how to use the safe.

How do I find out the secret of the briefcase?

The briefcase is a very important part of the submarine. It contains the submarine's secret codes and the captain's personal effects. You must be very careful when you open the briefcase. Make sure you know the password and how to use the briefcase.

Why can't I launch my weapons?

Check your weapons and make sure they are working properly. Practice your weapon launch skills often. Make sure you know how to use the weapons and how to avoid enemy fire.

How do I repair the conveyor?

The conveyor is a very important part of the submarine. It carries the weapons and the supplies. You must be very careful when you repair the conveyor. Make sure you know how to use the conveyor and how to avoid enemy fire.

What should I do in the machine shop?

The machine shop is a very important part of the submarine. It is where you can repair your weapons and the submarine's equipment. You must be very careful when you work in the machine shop. Make sure you know how to use the machine shop and how to avoid enemy fire.

Okay, I made a new cylinder but it doesn't fit!

Check your cylinder and make sure it is the right size. Practice your cylinder repair skills often. Make sure you know how to use the cylinder and how to avoid enemy fire.

Help! I can't find a tool to repair the conveyor!

Check your tools and make sure they are working properly. Practice your tool repair skills often. Make sure you know how to use the tools and how to avoid enemy fire.

I fixed the conveyor, but it malfunctions anyway!

Check your conveyor and make sure it is working properly. Practice your conveyor repair skills often. Make sure you know how to use the conveyor and how to avoid enemy fire.

How do I get through the icebergs?

Unfortunately, I can't find the break in the ice.

The Russian sub keeps sinking me! What am I doing wrong?

I'm hiding, but the Russian sub still finds me. Help!

I used up all my weapons! What now?

I'm trying to rendezvous with the U.S.S. Coontz, but she keeps leaving the area.

How in the heck do I get directly under the Coontz?

I rammed the Coontz! What do I do now?

How do I create a diversion so I can get into the harbor?

How do I get out of the sub without drowning?

Okay, I know what to do at the oil rig but where do I find the necessary materials?

I got out the escape hatch, but I keep running out of air before I get to the oil rig. What am I doing wrong?

The propeller fell off the diver! What do I do now?

How can I repair the diving vehicle?

I repaired the diving vehicle but it failed anyway!

The diving vehicle has an inertial guidance system, but I can't figure out how to use it.

IN OPEN WATER

I can't find the oil rig and my air is running out! Help!

I'm getting blown up in the water!

I'm lost swimming around in open water and I keep running out of air!

I found the room with the force field to the harbor and I have the electronic device. What do I do now?

I found the room with the force field but I don't have the electronic device. What do I do now?

I need a bottle, but I didn't play Boss dice. Can I still get a bottle?

I'm lost in the underwater cave! How can I get out?

1. I found the fisherman's net! What do I do now?
2. I surface in the harbor, but I keep getting killed. What am I doing wrong?
3. I signalled the fisherman but when I surface I can't communicate with him.
4. What do I do with the bomb that the fisherman gives me?
5. What do I do with the fish?

I found the fisherman's net! What do I do now?

1. I found the fisherman's net!

2. I surface in the harbor, but I keep getting killed.

3. I signalled the fisherman but when I surface I can't communicate with him.

I surface in the harbor, but I keep getting killed. What am I doing wrong?

1. I surface in the harbor, but I keep getting killed.

2. I signalled the fisherman but when I surface I can't communicate with him.

3. What do I do with the bomb that the fisherman gives me?

4. What do I do with the fish?

IN TUNISIA

I signalled the fisherman but when I surface I can't communicate with him.

1. I signalled the fisherman but when I surface I can't communicate with him.

2. What do I do with the bomb that the fisherman gives me?

3. What do I do with the fish?

4. I surface in the harbor, but I keep getting killed.

5. I found the fisherman's net!

What do I do with the bomb that the fisherman gives me?

1. I surface in the harbor, but I keep getting killed.

2. I found the fisherman's net!

3. I signalled the fisherman but when I surface I can't communicate with him.

4. What do I do with the fish?

What do I do with the fish?

1. I surface in the harbor, but I keep getting killed.

2. I found the fisherman's net!

3. I signalled the fisherman but when I surface I can't communicate with him.

1. How do I use the line, hook and sinker to go fishing?
2. I keep getting arrested by the guards. What am I doing wrong?
3. Who is the mysterious woman at the oasis?
4. Help! I keep getting arrested by the guards after I visit the oasis.
5. I can't figure out what to do in Stacy's apartment.

How do I use the line, hook and sinker to go fishing?

1. How do I use the line, hook and sinker to go fishing?

2. I keep getting arrested by the guards.

3. Who is the mysterious woman at the oasis?

4. Help! I keep getting arrested by the guards after I visit the oasis.

I keep getting arrested by the guards. What am I doing wrong?

1. How do I use the line, hook and sinker to go fishing?

2. I keep getting arrested by the guards.

3. Who is the mysterious woman at the oasis?

4. Help! I keep getting arrested by the guards after I visit the oasis.

5. I can't figure out what to do in Stacy's apartment.

Who is the mysterious woman at the oasis?

1. How do I use the line, hook and sinker to go fishing?

2. I keep getting arrested by the guards.

3. Help! I keep getting arrested by the guards after I visit the oasis.

4. I can't figure out what to do in Stacy's apartment.

Help! I keep getting arrested by the guards after I visit the oasis.

1. How do I use the line, hook and sinker to go fishing?

2. I keep getting arrested by the guards.

3. I can't figure out what to do in Stacy's apartment.

4. Who is the mysterious woman at the oasis?

5. How do I use the line, hook and sinker to go fishing?

6. I keep getting arrested by the guards.

7. I can't figure out what to do in Stacy's apartment.

8. Who is the mysterious woman at the oasis?

9. How do I use the line, hook and sinker to go fishing?

What's the significance of the catering service?

What's the significance of the catering service? What's the significance of the catering service? What's the significance of the catering service? What's the significance of the catering service? What's the significance of the catering service?

Okay the caterer arrived at the apartment. What should I do now?

Okay the caterer arrived at the apartment. What should I do now? Okay the caterer arrived at the apartment. What should I do now? Okay the caterer arrived at the apartment. What should I do now? Okay the caterer arrived at the apartment. What should I do now? Okay the caterer arrived at the apartment. What should I do now?

Stacy arrived at the apartment and told me that they've moved the ambassador. What should I do now?

Stacy arrived at the apartment and told me that they've moved the ambassador. What should I do now? Stacy arrived at the apartment and told me that they've moved the ambassador. What should I do now? Stacy arrived at the apartment and told me that they've moved the ambassador. What should I do now?

Help! I get arrested when they search me at the entrance to the compound.

Help! I get arrested when they search me at the entrance to the compound. Help! I get arrested when they search me at the entrance to the compound. Help! I get arrested when they search me at the entrance to the compound. Help! I get arrested when they search me at the entrance to the compound. Help! I get arrested when they search me at the entrance to the compound.

I got into the compound, but the guard shoots me anyway!

I got into the compound, but the guard shoots me anyway! I got into the compound, but the guard shoots me anyway! I got into the compound, but the guard shoots me anyway! I got into the compound, but the guard shoots me anyway! I got into the compound, but the guard shoots me anyway!

How do I get the ambassador out of the compound?

How do I get the ambassador out of the compound? How do I get the ambassador out of the compound? How do I get the ambassador out of the compound? How do I get the ambassador out of the compound? How do I get the ambassador out of the compound?

How do I get up the hill to the helicopter?

How do I get up the hill to the helicopter? How do I get up the hill to the helicopter? How do I get up the hill to the helicopter? How do I get up the hill to the helicopter? How do I get up the hill to the helicopter?

THINGS TO TRY AFTER YOU'VE FINISHED THE GAME

THINGS TO TRY AFTER YOU'VE FINISHED THE GAME THINGS TO TRY AFTER YOU'VE FINISHED THE GAME THINGS TO TRY AFTER YOU'VE FINISHED THE GAME THINGS TO TRY AFTER YOU'VE FINISHED THE GAME THINGS TO TRY AFTER YOU'VE FINISHED THE GAME

CODENAME ICEMAN WALKTHROUGH AND POINT LIST

* = Inventory item

() = POINTS

OPENING BEACH SCENE

01. [E] [C] [S] [C] [O] [O] [N] [E] [S] [T]

02. [E] [C] [S] [C] [O] [O] [N] [E] [S] [T]

03. [E] [C] [S] [C] [O] [O] [N] [E] [S] [T]

04. [O] [U] [T] [L] [I] [N] [E] [S] [T]

VOLLEYBALL GAME AND CPR SEQUENCE

05. [E] [C] [S] [C] [O] [O] [N] [E] [S] [T]

06. [E] [C] [S] [C] [O] [O] [N] [E] [S] [T]

07. [E] [C] [S] [C] [O] [O] [N] [E] [S] [T]

08. [E] [C] [S] [C] [O] [O] [N] [E] [S] [T]

09. [E] [C] [S] [C] [O] [O] [N] [E] [S] [T]

10. [E] [C] [S] [C] [O] [O] [N] [E] [S] [T]

11. [E] [C] [S] [C] [O] [O] [N] [E] [S] [T]

12. [E] [C] [S] [C] [O] [O] [N] [E] [S] [T]

13. [E] [C] [S] [C] [O] [O] [N] [E] [S] [T]

14. [E] [C] [S] [C] [O] [O] [N] [E] [S] [T]

15. [E] [C] [S] [C] [O] [O] [N] [E] [S] [T]

16. [E] [C] [S] [C] [O] [O] [N] [E] [S] [T]

17. [E] [C] [S] [C] [O] [O] [N] [E] [S] [T]

18. [E] [C] [S] [C] [O] [O] [N] [E] [S] [T]

19. [E] [C] [S] [C] [O] [O] [N] [E] [S] [T]

20. [E] [C] [S] [C] [O] [O] [N] [E] [S] [T]

21. [E] [C] [S] [C] [O] [O] [N] [E] [S] [T]

22. [E] [C] [S] [C] [O] [O] [N] [E] [S] [T]

23. [E] [C] [S] [C] [O] [O] [N] [E] [S] [T]

24. [E] [C] [S] [C] [O] [O] [N] [E] [S] [T]

25. [E] [C] [S] [C] [O] [O] [N] [E] [S] [T]

26. [E] [C] [S] [C] [O] [O] [N] [E] [S] [T]

27. [E] [C] [S] [C] [O] [O] [N] [E] [S] [T]

28. [E] [C] [S] [C] [O] [O] [N] [E] [S] [T]

29. [E] [C] [S] [C] [O] [O] [N] [E] [S] [T]

30. [E] [C] [S] [C] [O] [O] [N] [E] [S] [T]

FRONT OF HOTEL

31. [E] [C] [S] [C] [O] [O] [N] [E] [S] [T]

HOTEL LOBBY

32. [E] [C] [S] [C] [O] [O] [N] [E] [S] [T]

33. [E] [C] [S] [C] [O] [O] [N] [E] [S] [T]

34. [E] [C] [S] [C] [O] [O] [N] [E] [S] [T]

35. [E] [C] [S] [C] [O] [O] [N] [E] [S] [T]

36. [E] [C] [S] [C] [O] [O] [N] [E] [S] [T]

COCKTAIL LOUNGE

37. [E] [C] [S] [C] [O] [O] [N] [E] [S] [T]

38. [E] [C] [S] [C] [O] [O] [N] [E] [S] [T]

39. [E] [C] [S] [C] [O] [O] [N] [E] [S] [T]

40. [E] [C] [S] [C] [O] [O] [N] [E] [S] [T]

41. [E] [C] [S] [C] [O] [O] [N] [E] [S] [T]

42. [E] [C] [S] [C] [O] [O] [N] [E] [S] [T]

43. [E] [C] [S] [C] [O] [O] [N] [E] [S] [T]

44. [E] [C] [S] [C] [O] [O] [N] [E] [S] [T]

45. [E] [C] [S] [C] [O] [O] [N] [E] [S] [T]

46. [E] [C] [S] [C] [O] [O] [N] [E] [S] [T]

OUTSIDE GIRL'S HUT

47. [E] [C] [S] [C] [O] [O] [N] [E] [S] [T]

48. [E] [C] [S] [C] [O] [O] [N] [E] [S] [T]

INSIDE GIRL'S HUT

49. [E] [C] [S] [C] [O] [O] [N] [E] [S] [T]

50. [E] [C] [S] [C] [O] [O] [N] [E] [S] [T]

51. [E] [C] [S] [C] [O] [O] [N] [E] [S] [T]

52. [E] [C] [S] [C] [O] [O] [N] [E] [S] [T]

53. [E] [C] [S] [C] [O] [O] [N] [E] [S] [T]

54. [E] [C] [S] [C] [O] [O] [N] [E] [S] [T]

55. [E] [C] [S] [C] [O] [O] [N] [E] [S] [T]

56. [E] [C] [S] [C] [O] [O] [N] [E] [S] [T]


57. [E] [C] [S] [C] [O] [O] [N] [E] [S] [T]

58. [E] [C] [S] [C] [O] [O] [N] [E] [S] [T]

INSIDE GIRL'S HUT NEXT DAY

59. [E] [C] [S] [C] [O] [O] [N] [E] [S] [T]

60. [E] [C] [S] [C] [O] [O] [N] [E] [S] [T]



OUTSIDE EGO'S HUT



INSIDE EGO'S HUT



OUTSIDE EGO'S HUT




FRONT OF HOTEL



HOTEL LOBBY



INSIDE EGO'S HUT



WASHINGTON AIRPORT



INSIDE PENTAGON LOBBY




HALLWAY OUTSIDE OF BRIEFING ROOM




HIGH LEVEL BRIEFING ROOM



CAPTAIN'S QUARTERS



JOHN'S QUARTERS




TORPEDO ROOM



There are 20 torpedo tubes in the main battery.

MACHINIST COMPARTMENT



ENGINE ROOM



TORPEDO ROOM



GALLEY



107. You are in the
108. You are in the

BOSS DICE

109. You are in the
110. You are in the

GALLEY

111. You are in the

CONTROL PANEL

112. You are in the
113. You are in the

BRIDGE

114. You are in the
115. You are in the

CONTROL ROOM

116. You are in the

CONTROL PANEL (SINKING RUSSIAN SHIPS)

117. You are in the
118. You are in the
119. You are in the

120. You are in the
121. You are in the
122. You are in the
123. You are in the
124. You are in the
125. You are in the
126. You are in the
127. You are in the
128. You are in the
129. You are in the
130. You are in the
131. You are in the
132. You are in the
133. You are in the
134. You are in the
135. You are in the
136. You are in the
137. You are in the
138. You are in the
139. You are in the
140. You are in the
141. You are in the
142. You are in the
143. You are in the
144. You are in the
145. You are in the
146. You are in the
147. You are in the
148. You are in the
149. You are in the
150. You are in the
151. You are in the
152. You are in the
153. You are in the
154. You are in the
155. You are in the
156. You are in the
157. You are in the
158. You are in the
159. You are in the
160. You are in the
161. You are in the
162. You are in the
163. You are in the
164. You are in the
165. You are in the
166. You are in the
167. You are in the
168. You are in the
169. You are in the
170. You are in the
171. You are in the
172. You are in the
173. You are in the
174. You are in the
175. You are in the
176. You are in the
177. You are in the
178. You are in the
179. You are in the
180. You are in the
181. You are in the
182. You are in the
183. You are in the
184. You are in the
185. You are in the
186. You are in the
187. You are in the
188. You are in the
189. You are in the
190. You are in the
191. You are in the
192. You are in the
193. You are in the
194. You are in the
195. You are in the
196. You are in the
197. You are in the
198. You are in the
199. You are in the
200. You are in the

CONTROL ROOM

201. You are in the
202. You are in the

JOHN'S QUARTERS (01)

203. You are in the
204. You are in the
205. You are in the

206. You are in the

CONTROL PANEL (Navigating icebergs)

207. You are in the
208. You are in the
209. You are in the
210. You are in the
211. You are in the
212. You are in the
213. You are in the
214. You are in the
215. You are in the
216. You are in the
217. You are in the
218. You are in the
219. You are in the
220. You are in the
221. You are in the
222. You are in the
223. You are in the
224. You are in the
225. You are in the
226. You are in the
227. You are in the
228. You are in the
229. You are in the
230. You are in the
231. You are in the
232. You are in the
233. You are in the
234. You are in the
235. You are in the
236. You are in the
237. You are in the
238. You are in the
239. You are in the
240. You are in the
241. You are in the
242. You are in the
243. You are in the
244. You are in the
245. You are in the
246. You are in the
247. You are in the
248. You are in the
249. You are in the
250. You are in the

CONTROL ROOM

CONTROL PANEL

RENDEZVOUS WITH USS COONTZ

CONTROL ROOM

SCOPES

CONTROL ROOM

MACHINIST COMPARTMENT

STORAGE COMPARTMENT



TORPEDO ROOM



ENGINE ROOM



MACHINIST COMPARTMENT



ENGINE ROOM



ESCAPE HATCH



OPEN SEA



OIL RIG

OPEN SEA

1. The entrance to the harbor is located on the island.

ENTRANCE TO HARBOR (room with force field)

(If you won electronic device and bottle playing Boss dice)

2. The entrance to the harbor is located on the island.

ENTRANCE TO HARBOR (room with force field)

(If you do not have electronic device)

3. The entrance to the harbor is located on the island.

CAVE ENTRANCE

4. The entrance to the harbor is located on the island.

CAVE MAZE

5. The entrance to the harbor is located on the island.

FISHERMAN NET

1. The entrance to the harbor is located on the island.

PILINGS

2. The entrance to the harbor is located on the island.

FISHERMAN NET


3. The entrance to the harbor is located on the island.

CONTACTING FISHERMAN


4. The entrance to the harbor is located on the island.

ABANDONED DWELLING WITH DISGUISE



5. The entrance to the harbor is located on the island.



OASIS




INSIDE AGENT'S APARTMENT



INSIDE CATERING VAN



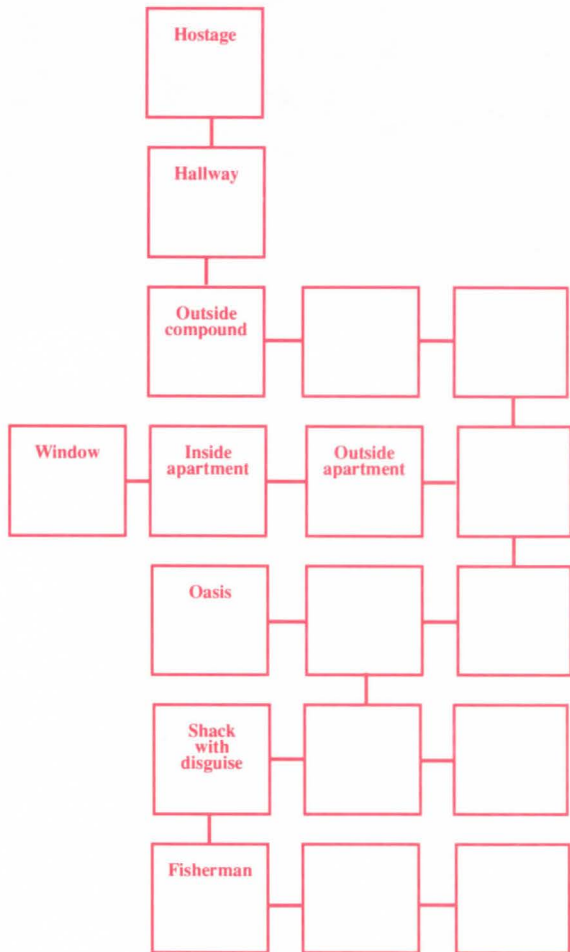
HOSTAGE ROOM



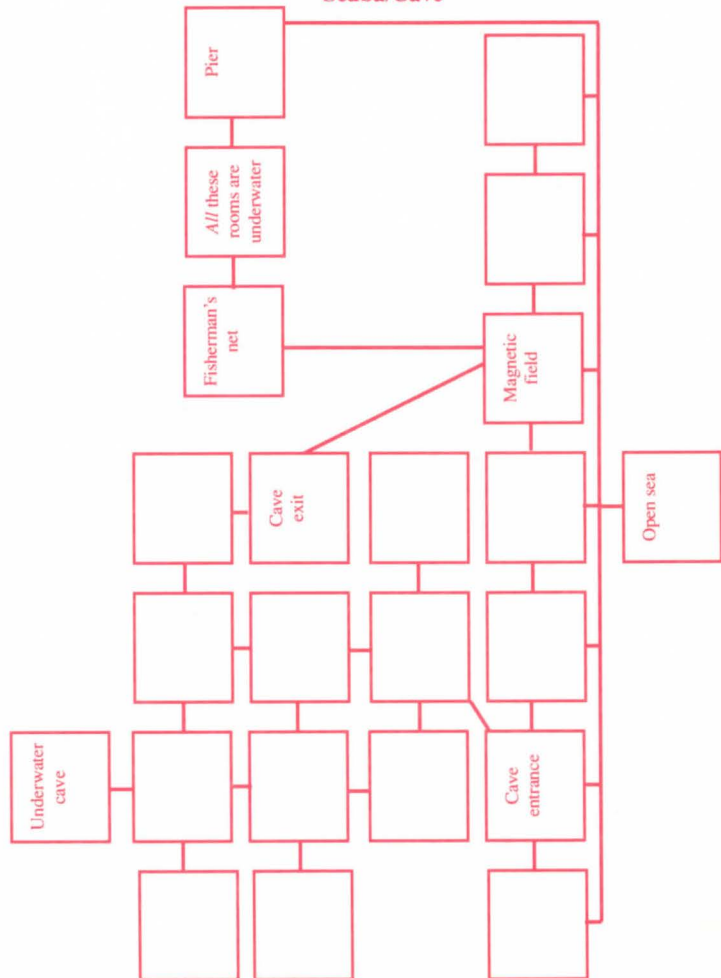
MOUNTAIN CHASE

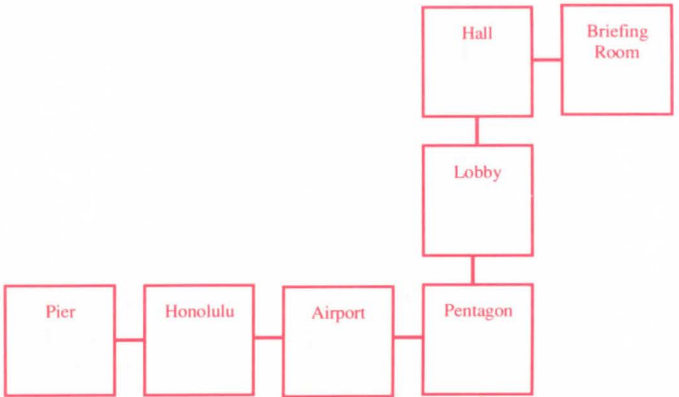
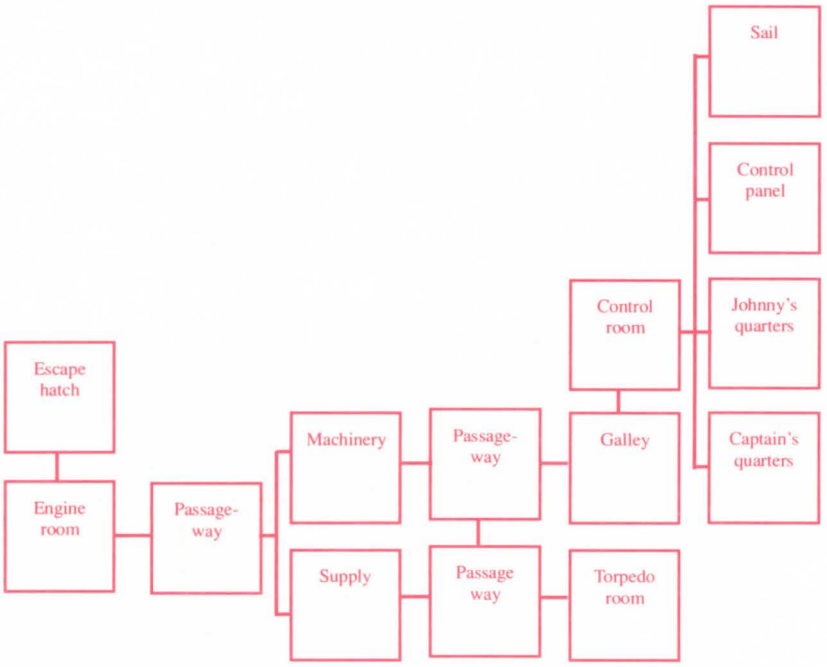


Tunisia

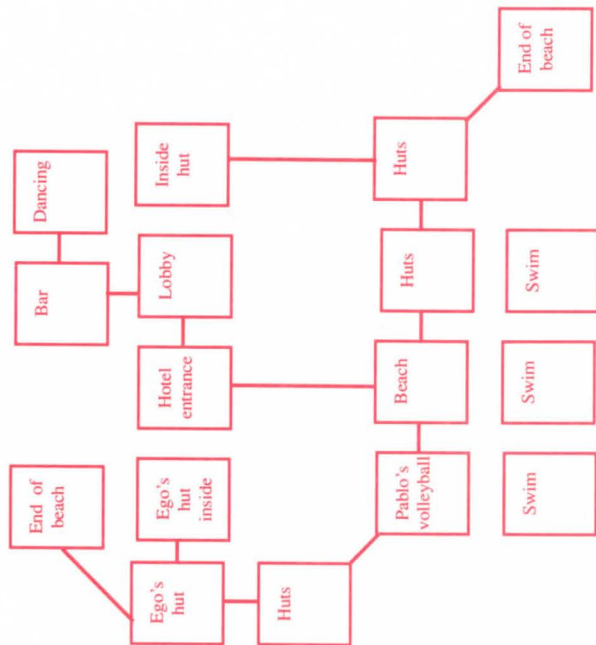


Scuba/Cave





Tahiti



HINT BOOK ORDER FORM

	PRICE	TOTAL
King's Quest I	9.95	
King's Quest II	9.95	
King's Quest III	9.95	
King's Quest IV	9.95	
Space Quest I	9.95	
Space Quest II	9.95	
Space Quest III	9.95	
Leisure Suit Larry I	9.95	
Leisure Suit Larry II	9.95	
Leisure Suit Larry III	9.95	
Police Quest I	9.95	
Police Quest II	9.95	
Manhunter I	9.95	
Manhunter II	9.95	
Code Name: Iceman	9.95	
Gold Rush!	9.95	
The Colonel's Bequest	9.95	
Hero's Quest I	9.95	
Conquests of Camelot	9.95	
The Black Cauldron	9.95	
Subtotal		
<small>California residents add 6 1/2% sales tax. Massachusetts residents add 5% sales tax.</small>		
Total		

(Please print)

Name _____

Address _____

City/State/Zip code _____

Phone (____) _____

Check method of payment (please do not send cash)


MasterCard Visa Check enclosed American Express

Card number _____

Expiration date _____

Authorizing signature _____

Please allow two weeks for delivery. All prices include shipping and handling. Make checks payable to Sierra On-Line, Inc. Mail payment with this order form to: Hint Books, Sierra On-Line, Inc., P.O. Box 485, Coarsegold, CA 93614.





SIERRA

SIERRA ON-LINE, INC. • COARSEGOLD, CA 93614 • (209) 683-8989

TM designates trademark of Sierra On-Line, Inc. ® is a registered trademark of Sierra On-Line, Inc.
© 1990 Sierra On-Line, Inc. Printed in the U.S.A.

003611800