

# HERO'S QUEST REFERENCE CARD

Use the following information for quick reference while playing *Hero's Quest*. For detailed information on these actions and commands, see your 'How To Be A Hero Manual'.

## MAGIC

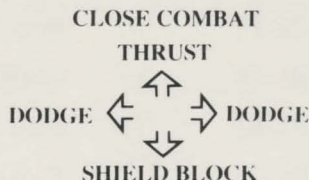
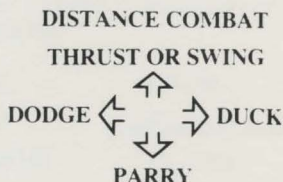
Spells will be listed in inventory. Also listed will be the number of Magic Points (MPs) needed to cast a spell, and the level of skill the character has in each spell. To use a spell, type **cast** [NAME OF SPELL], or press [CTRL-C] and type [NAME OF SPELL].

## THIEF SKILLS

Thief characters have two special skills; 'Pick Locks' and 'Stealth'. To use these skills type **pick lock** to gain entrance to a locked door, or **sneak** to move quietly. When you are finished 'sneaking', type **walk** to resume walking normally.

## COMBAT

To initiate a battle, type **fight**. Combat consists of both offensive and defensive maneuvers; Thrust, Swing, Dodge, Parry and Block. Initiate these actions using the [Arrow] keys as shown below. To retreat from combat, type **escape**, or press [CTRL-E].



## SHORT CUTS FOR COMMON COMMANDS

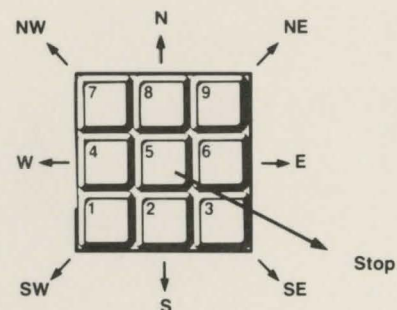
You can use function and control keys to short cut many common commands.

|          |                                     |
|----------|-------------------------------------|
| [F1]     | Help                                |
| [F2]     | Toggle sound on/off                 |
| [F3]     | Repeat previous command             |
| [F4]     | Toggle High Speed/Normal Speed Hero |
| [F5]     | Save Game                           |
| [F7]     | Restore (saved) Game                |
| [F9]     | Restart Game (from beginning)       |
| [TAB]    | Inventory                           |
| [CTRL-A] | 'Ask About'                         |
| [CTRL-C] | 'Cast' Spell                        |
| [CTRL-E] | 'Escape' (Retreat from Combat)      |
| [CTRL-F] | 'Fight'                             |
| [CTRL-H] | About Hero's Quest                  |
| [CTRL-I] | Inventory                           |
| [CTRL-L] | 'Look At'                           |
| [CTRL-P] | Pause Game                          |
| [CTRL-Q] | Quit Game                           |
| [CTRL-S] | Show Character Sheet (Status, etc.) |
| [CTRL-T] | Time of Day                         |

|               |                         |
|---------------|-------------------------|
| [+]           | Increase Speed          |
| [-]           | Decrease Speed          |
| [=]           | Normal Speed            |
| [CTRL-V]      | Change Volume           |
| [SHIFT-CLICK] | 'Look' at an object     |
| [SPACEBAR]    | Repeat Previous Command |

## MOVING YOUR HERO

You may move your character on the screen with the [Arrow] keys, u. numeric keypad, or the mouse. To halt your character's steps with the keypad, press the number 5, or press the last used direction key again. **Do not attempt to move the character by holding down the direction key. This will cause the character to start and stop continuously, resulting in very slow progress.**



Hero's Quest I understands many common verbs. Here are some you might try:

|       |       |        |       |
|-------|-------|--------|-------|
| ASK   | DROP  | SEARCH | TELL  |
| BUY   | EAT   | PLAY   | SIT   |
| THROW | CLIMB | GET    | PUSH  |
| SNEAK | USE   | CLOSE  | GIVE  |
| READ  | STAND | WALK   | DRINK |
| OPEN  | RUN   | TAKE   |       |



SIERRA ON-LINE, INC. • COARSEGOLD, CA 93614 • (209) 683-8989

TM designates trademark of Sierra On-Line, Inc. ® is a registered trademark of Sierra On-Line, Inc.

© Sierra On-Line, Inc. 1989. Printed in the U.S.A.

003451110