


# Wizardry<sup>®</sup>



## WIZIPRINT<sup>™</sup>

CHARACTER STATISTICS PRINTOUT PROGRAM

Copyright © 1983 by Andrew Greenberg, Inc.  
and Robert Woodhead, Inc.  
All Rights Reserved

**SIR-TECH**  
SOFTWARE INC.

COMPATIBLE WITH  
ALL SCENARIOS

# BEFORE YOU BEGIN

**Please return your warranty registration card.**

- It allows you to receive fast backup service if your disk gets damaged.
- It ensures that you'll be informed of new *Wizardry* products.

*Thank you for your cooperation.*

Copyright © 1983 by Andrew Greenberg, Inc.  
and Robert Woodhead, Inc.  
All Rights Reserved

SECOND EDITION

Wiziprint uses the Apple Pascal 1.1 Runtime Operating System which is copyright © Apple Computer Inc. 1981. Parts of the Software are copyright © by the Regents of the University of California 1981. "The Regents of the University of California and Apple Computer, Inc. make no warranties, either express or implied, regarding the enclosed computer software package, its merchantability or its fitness for any particular purpose."

Apple is the registered trademark of  
APPLE COMPUTER, INC.

# WIZIPRINT

*Wiziprint Designed by:*  
Andrew Greenberg & Robert Woodhead

*Manual Written by:*  
Roe R. Adams III



### *Thank You for Purchasing Wiziprint*


We take pride in the fact that extra time is taken to insure that our programs and instructions are the finest of their kind. So we carefully tune and playtest them until they are "just right".

However, we realize that anything can be improved, and so if you have any comments, or suggestions for future utilities, please write and let us know. Verbal suggestions may be forgotten or inaccurately passed on to the correct individual.

A backup of this program is on the other side of this diskette. While using the backup, information will not be saved on the disk. Physical modifications to the disk will void all express or implied warranties.

If you have any questions concerning this or any other Sir-Tech products, please write to: CUSTOMER SERVICE DEPARTMENT, SIR-TECH SOFTWARE, 6 MAIN ST., OGDENSBURG, NEW YORK 13669.

Once again, thank you for purchasing Wiziprint. We hope that it will add to your full enjoyment of the Wizardry gaming system.



### **INTRODUCTION**

*The third level was really difficult, and your party is battle weary. You should return the team to the Adventurer's Inn and get them some well deserved rest, but the newly discovered stairs to the fourth level beckon. Perhaps a quick foray to the fourth level for just a peek. After all, what could happen???*

*The moment the party gets off the stairs, they are attacked by a roving party of Black Dragons, and a coven of Vampires led by a Vampire Lord! Quickly you join the battle. But the campaign has been so long, that you are not sure of the status of the party. Who has the Chain Pro Fire to lend protection against the dragons? Can the Mage cast a Zilwan against the Vampire Lord? Does the Priest have enough spell points to release a Litokan against the Vampires? Uncertainty reigns as you desperately try to remember. The monsters, sensing leadership indecision, rally and press their attack. The all too familiar vision of six tombstones rises before your eyes.*

Adventure parties survive because of good leadership, proper balancing of talents, and a touch of luck. When organizing a party at Gigamesh's Tavern, the men expect, and deserve, competent management.

WIZIPRINT solves all of the administrative chores of running a profitable adventure team.

WIZIPRINT is a utility program that prints out the entire statistics of any WIZARDRY character. Even the entire roster can be printed out at one time. This utility works with any of the Wizardry Scenarios, and saves all the guess work involved with operating a successful WIZARDRY party.



## SYSTEM REQUIREMENTS

WIZIPRINT needs a 48K DOS 3.3 Apple computer or Apple compatible computer, with one disk drive, and at least an 80-column printer. The disk drive card must reside in slot 6, but the program can be changed for the printer card to be in any other slot. WIZIPRINT contains a special printer driver program that supports most Apple compatible printers and printer cards. If you have a printer or printer card with which WIZIPRINT does not function, please notify Sir-tech for assistance.

## GETTING STARTED

To begin using WIZIPRINT, you first need to adapt the program for your system. Start the program by inserting the WIZIPRINT disk into drive 1, and turn on your Apple. In a moment, the title page will appear on your monitor. When the light goes off on disk drive 1, press [RETURN] to begin the program.

The next screen displays the current values of five system parameters. Each parameter may be modified to suit your system's needs, or the current default value may be accepted by just pressing [RETURN]. The five parameters displayed are:

- A) Selects the slot in which your printer card resides. As the disk drive card occupies slot 6, values of 0, 1, 2, 3, 4, 5, or 7 may be selected for the printer card on the Apple II+. Slot 0 is not available on the newer Apple IIe.
- B) Asks whether your printer requires a Linefeed (LF) after each Carriage Return (CR). For most printers, the answer is [N] for No. However, if later your printer insists on printing all of the WIZIPRINT output on the same line (no doubt to conserve paper!), then go back and answer [Y] for Yes.
- C) Some printers and printer cards need special sequence codes to properly operate with your computer. These codes instruct the printer to perform certain functions, such as eighty column printing. This option has been set to a default of **CTRL-180N**. We recommend that the first time you use Wiziprint, you leave this default alone. If your printer does not cooperate with Wiziprint, then we recommend to change this option to a blank field. This is done by hitting [SPACE BAR] then [RETURN]. On the slight chance that this also fails (about equivalent to a Kadorto spell not working) then consult with the printer and printer card manuals for the necessary interface codes and reboot. Many of these control codes cannot be directly typed on an Apple Keyboard, so their decimal equivalents (usually given in the manuals)

are used. Wiziprint uses the  $\Lambda$  [SHIFT-N] on the Apple II+ and [SHIFT-6] on the Apple IIe to contain decimal equivalents. For example, **CTRL-I 80 N** is 9 in decimal, so the control string of **CTRL-I 80 N** can be entered as [ $\Lambda$  9  $\Lambda$  80 N]. Up to forty characters can be entered in a command string. Since  $\Lambda$  is used in a special way by Wiziprint, if you need to send a  $\Lambda$  to the printer, you will have to send it's decimal equivalent. This can be done by entering [ $\Lambda$  94  $\Lambda$ ].

- D) Allows you to customize your printout by including your name. The program accepts names up to forty characters in length.
- E) Notes the current date. As the fortunes of adventure parties shift rapidly, it is an excellent idea to get into the habit of using WIZIPRINT after every foray into the dungeon. Use the date to denote the progress of the team. The program will accept date structures of up to nine characters in length. The standard format of day-month-year (06-MAY-83) will be suitable for once a day excursions. Veteran Wizardry players who return frequently to the surface to rest and recharge their parties (a highly recommended tactic) will find a format of day-month-foray (06-MAY-11) more useful.

The program is completely automatic. After a selection is made on a parameter, the program next inquires about your preference for the next parameter. When all the selections are made, WIZIPRINT offers the option of saving these current choices to the disk as the new default values. It is recommended that this be done each time, as it helps keep track of the foray number. Typically, the only parameter that will be changed upon each boot up is parameter D.





## OPERATING WIZIPRINT

Once the parameters are selected, the program will prompt you to insert any WIZARDRY scenario disk in drive 1. First, remove the WIZIPRINT disk and put it safely away in its paper sleeve. Insert the WIZARDRY disk, scenario side up, into drive 1 and press [RETURN]. WIZIPRINT will automatically load all the scenario characters into memory, and sort them in order of their levels. The full roster will be listed on the monitor screen. Beside each character name will appear a letter from A to T. Four options may now be selected:

- [\*] - to print out the entire character roster.
- [LETTER] - to select a character's statistics. Press the letter that corresponds to the character requested. For example, selecting [E] will move that character's name from the left column, over to the right column. A good technique is to select the characters in the same order as they normally appear in the adventure party. This makes quick referencing much easier.
- [RETURN] - prints out all the statistics of the characters listed in the right hand column, in the order they were selected.
- [ESCAPE] - allows you to change scenario disks, then load a new roster for printout.

*Please Note:* During printout, WIZIPRINT frequently accesses the disk to retrieve the vital statistics of each character. Please do not remove the scenario disk from drive 1, until WIZIPRINT is completely finished printing. WIZIPRINT can only be used either before or after playing your WIZARDRY scenario. Printouts of your characters cannot be done while playing your WIZARDRY game.

## TROUBLESHOOTING

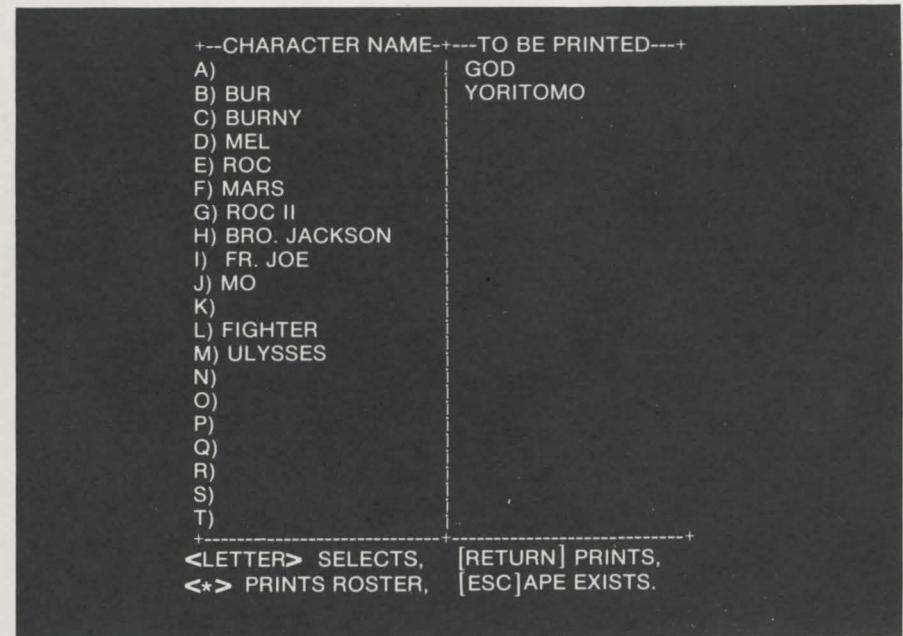
As an added convenience for our valued customers, a free backup of WIZIPRINT has been included on the back side of the disk. If you ever experience difficulty with one side, flip the disk over, and try the other side. If neither side will boot, usually the problem is with your computer or disk drive. Like all computer programs, WIZIPRINT requires accurate drive speed to function properly. If the speed of your disk drive is off, a quick trip to your dealer should solve the problem. Any problem with the disk itself, will be speedily corrected, at no charge, by Sir-tech during the Warranty period. After then, a small charge will be applied, while the service will remain speedy.

## ADDITIONAL APPLICATIONS

Use the WIZIPRINT sheets to update statistics during a foray. This provides an accurate picture of the true health and wealth of the team. Then when a tough battle looms, the player will be better able to decide whether to fight, run, or return to the Castle.

As with all illustrations in Wizardry manuals, you can enjoy coloring your favorite characters or monsters. Try coloring them back to life by casting a Kadorto - you may be surprised!

WIZIPRINT is also a very useful tool for ardent Wizardry players. Years ago, people traded baseball cards, and talked for hours about the prowess of their favorite players. Now you can relive that feeling by sending printouts of your best characters to friends around the country. Challenge them to compare statistics, honors, and special dungeon items. Does anyone else have a Murasama Blade, or a Deadly Ring?



A photo of a roster using Wiziprint.

## NOTES

### DISCLAIMER

Neither SIR-TECH SOFTWARE, INC., the author(s), distributor(s) or seller(s) of this product shall have any liability or responsibility to the purchaser or any other person or entity with respect to any liability, loss or damage caused or alleged to be caused directly or indirectly by this product, including but not limited to any interruption of service, loss of business and anticipatory profits or consequential damages resulting from the use or operation of this product. This product will be exchanged if defective in manufacture, labeling or packaging, but except for such replacement the sale or subsequent use of this program material is without warranty or liability.

**NOTICE:** This product is copyrighted and all rights are reserved. The distribution and sale of this product are intended for the personal use of the original purchaser only and for use only on the computer system specified herein. Moreover, copying other than for backup purposes, duplicating, selling or otherwise distributing this product in any form is hereby expressly forbidden.

### DISK WARRANTY

If your disk should become unreadable within 30 days of purchase, return it to Sir-tech Software, Inc. for a free replacement. After 30 days enclose \$5.00 to cover costs of replacement and shipping charges. This *warranty is only effective* if you return your warranty/registration card within 15 days of purchase.

When repairs are required, please return the original Wiziprint diskette to Sir-Tech.



**SIR-TECH**  
**SOFTWARE INC.**

6 MAIN STREET  
OGDENSBURG, NEW YORK 13669  
315-393-6633

