

Early Learning Adventures




©1984
Henson Associates, Inc.

Dragon's Keep™

About Your Computer System

Early Learning Adventures



BRITANNICA

COMPUTER BASED LEARNING

My name is _____

My teacher is _____

I am in grade _____

Developed by
IPS Publishing, Inc.
Westlake Village, CA

ACKNOWLEDGMENTS

This activity book was written by Nora
Dvosin and Elizabeth Anders of
IPS Publishing, Inc.

Curriculum Specialist
Carol D. Hillman acted as consultant
for the *Early Learning Adventures*
activity books.

NOTICE

Encyclopaedia Britannica Educational
Corporation, Sierra On-Line, Inc., and
IPS Publishing, Inc., reserve the right to
make improvements in this activity book
or in the software which accompanies
this activity book at any time and without
notice.

Copyright © 1985 by Encyclopaedia
Britannica Educational Corporation. All
rights reserved. Printed in the United
States of America. No part of this
publication or its accompanying
software may be reproduced, stored in
a retrieval system, or transmitted in any
form or by any means, electronic,
mechanical, photocopying, recording,
or otherwise, without the prior written
permission of Encyclopaedia
Britannica Educational Corporation.

ISBN 0-8347-1345-4

About Your Computer System

A *computer system* is a tool that can help you learn. It is made up of several parts.

First, there is the *computer* itself. The computer is able to follow instructions that are written in a special language.

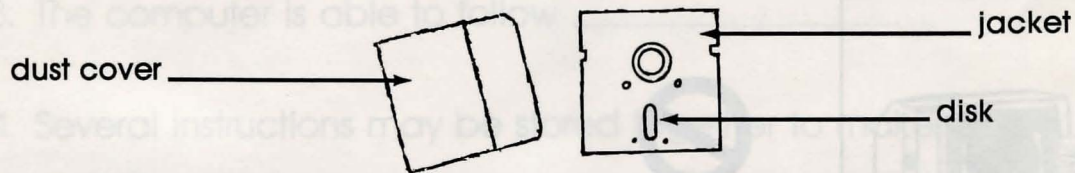
Instructions are typed using a *keyboard*. Some computers have keyboards built in. Other computers use separate keyboards.

Many instructions may be put together to form a *program*. A program may be typed in each time the computer is used, or it may be stored on a *disk*, a *tape*, or a *cartridge*.

The *Dragon's Keep* program is stored on disk. A disk is like a phonograph record, but it has more than sounds. A floppy disk has words and pictures, too.

A floppy disk is round like a phonograph record, but it is protected by a square, plastic jacket. You can touch the plastic jacket, but do not touch the round disk inside.


The disk and jacket should be stored in a *dust cover*. Here is a picture of a floppy disk, its jacket, and its dust cover.



In order for the computer to be able to read the disk, the computer system must have a *disk drive*. A disk drive is like a record player. The disk drive reads the instructions that are stored on the disk.

You see the program's words and pictures on the computer *screen*. (Another word for screen is *monitor*.) The computer screen is very much like a television screen.

Here is how all the parts of a computer system might look:



Taking Care of the Computer System

You have to be very careful with the computer system and with floppy disks.



DON'T bend disks or place anything on top of them.



DON'T scratch disks or write on them.



DON'T eat or drink near a computer system.



DON'T play roughly with the computer or with disks.



DO keep the disk in its dust cover and **DO** store disks in a safe place.

Name _____

Fill in the blanks. Use the words in the box.

screen	tool	disks
instructions	program	safe
careful		

1. A computer system is a _____ that can help you learn.
2. A computer system has a _____, a keyboard, and a disk drive.
3. The computer is able to follow _____.
4. Several instructions may be stored together to make up a _____.
5. *Early Learning Adventures'* programs are stored on _____.
6. You have to be very _____ with a disk. Keep it in a _____ place.

pig	fish	bed
rabbit	dog	monkey
cat	squirrel	computer
hen	bird	turtle

Taking Care of the Computer System


Here's how to use your disk with your computer.



1. Take off the dust cover.




2. Open the disk drive door.




3. Use your thumb and forefinger to hold the disk. Your thumb should be on the disk label.




4. The label should be facing up.



5. Slide the disk into the disk drive.



6. Close the disk drive door.



7. Turn on the monitor.



8. Turn on the computer.

Good for you! You are ready to have many adventures with *Dragon's Keep*.

Name _____

Name _____

Mixed-up Animals

These animals are in Dragon's Keep. Unscramble the letters.

1. odg _____

9. gip _____

2. reab _____

10. woc _____

3. brabit _____

11. rgfo _____

4. lersqriu _____

12. rletut _____

5. oncroca _____

13. enh _____

6. pypup _____

14. nekmoy _____

7. sihf _____

15. lbul _____

8. rdbi _____

16. act _____


pig	fish	bear	raccoon
rabbit	dog	monkey	cow
cat	squirrel	frog	bull
hen	bird	turtle	puppy

Name _____

Find the animals of Dragon's Keep.

Sometimes animals live together in a place called a *keep*. Someone takes care of the animals, making sure they have food and a nice

place to live. This is a picture of the Dragon's Keep. He has all his animals here. See if you can find the animals of Dragon's Keep.



Write the number on the animal next to its name.

_____ raccoon

_____ monkey

_____ turtle

_____ fish

_____ bear


_____ frog

_____ rabbit

_____ puppy

Name _____

Name _____



Write the number on the animal next to its name.



_____ hen

_____ cow

_____ pig

_____ bird

_____ bull

_____ dog

_____ cat

_____ squirrel



Name _____

Name _____

Hidden Animals and Hiding Places

Circle the animals and places.

M	O	N	K	E	Y	N	T	H
L	E	H	I	B	A	D	H	A
I	K	E	T	E	R	N	E	L
B	M	N	C	A	D	O	G	L
R	E	O	H	R	S	C	F	I
A	F	I	E	L	D	Y	I	K
R	K	D	N	H	O	U	S	E
Y	R	A	B	B	I	T	H	Y

Find 6 animals.

1. MONKEY
2. RABBIT
3. DOG
4. BEAR
5. HEN
6. FISH

Find 6 places.

1. LIBRARY
2. YARD
3. HOUSE
4. KITCHEN
5. HALL
6. FIELD

Name

Read this story.

The Lonely Dragon

Part I

Poor Dragon felt unhappy. He had no friends. Every day, he had to play by himself. He picked flowers in the field by himself. He baked cookies by himself. He swam in the lake by himself. The Dragon was lonely. He wanted some friends.

One day the Dragon went to the circus. He was by himself, of course. But soon he was very happy. He loved watching the monkey ride a bicycle. He got very excited when the dancing bear performed. The Dragon wished these animals could come to live with him.

All of a sudden, the Dragon had an idea. He stood up on his legs. He took a deep breath. He whispered some magic words. There was a loud noise. The monkey and bear were gone. They had disappeared. No one knew where they were. The dragon was gone, too.

Name _____

Name _____

Circle the best answer for each question.

Read this story.

1. What is the main idea in this story?

- a. He baked cookies by himself.
- b. Poor Dragon felt unhappy.
- c. He swam in the lake by himself.

2. What did the monkey do at the circus?

- a. dance
- b. ride a bicycle
- c. eat bananas

3. How did the Dragon make the animals disappear?

- a. He wished they were his friends.
- b. He breathed fire.
- c. He whispered some magic words.

Name _____

Read this story.

The Lonely Dragon

Part 2

Now the Dragon had some friends. He found a house that was empty. The house had many wonderful hiding places. He hid the bear and the monkey. The Dragon gave the animals food when they were hungry. He played with the animals when no one was watching. The Dragon was so happy with his new friends that he decided to say magic words whenever he saw an animal. Soon, he hid animals everywhere.

The animals liked the Dragon but they wanted to go home. The bear and the monkey wanted to go back to the circus. The puppy wanted to see his puppy friends. The hen wanted to go back to the barn and sit on her eggs. The Dragon did not want to free the animals.

There is only one way for the animals to get home. You must find them and set them free. Don't feel sad because the Dragon is lonely. Later, you can help the Dragon find a friend.

- Follow the directions.
1. Draw a hat on the clown on the right. Color it red.
 2. Draw a hat on the clown on the left. Color it blue.
 3. Draw a ball on top of the girl's nose. Color it blue.
 4. Draw a ball under the girl's right foot. Color it black.
 5. Color the girl's hair pink.

Circle the best answer for each question.

1. Which one is NOT true?

- a. The monkey wanted to stay with the dragon.
- b. The hen wanted to sit on her eggs.
- c. The bear wanted to go back to the circus.

2. What did the Dragon do first?

- a. He fed the animals when they were hungry.
- b. He hid the animals.
- c. He found an empty house.

3. What do you think will happen?

- a. The Dragon will let the animals go.
- b. You will free all the animals.
- c. The Dragon will hurt the animals.


Name _____

Name _____

Dragon's Challenge

Where Are They?

Fill in the blanks. Choose from the list of direction words.



Follow the directions.

1. Draw a hat on the clown on the right. Color it red.
2. Draw a hat on the clown on the left. Color it green.
3. Draw a ball on top of the seal's nose. Color it blue.
4. Draw a ball under the clown on the right. Color it black.
5. Color the dog outside the ring pink.


Name _____

Name _____

Where Are They?

Fill in the blanks. Choose from the list of direction words.

above in next to
on between



1. The lion is _____ the cave.
2. The bear sleeps _____ the rocks.
3. The zebra hides _____ the trees.
4. The monkeys play _____ the cave.
5. The boy is _____ the girl.

Name _____

Name _____

Fill in the blanks. Choose from the list of direction words.


outside

inside

beside

on top of

under



1. The goat stands _____ the mountain.
2. The hippopotamus is _____ the waterfall.
3. The bird is _____ the monkeys.
4. The animals are all _____ the fence.
5. The children are _____ the fence.

Name _____

Name _____


Find Your Way

Look at the picture.

See where it says RIGHT? Point to the RIGHT side of the picture with your RIGHT hand.

See where it says LEFT? Point to the LEFT side of the picture with your LEFT hand.

Now, answer the questions below.



LEFT

RIGHT

Fill in the blanks.

1. Which room is left of the library? _____
2. Which room is right of the kitchen? _____
3. Which room is right of the downstairs hall? _____
4. Which room is right of the library? _____


Name _____

Look at the picture.

See where it says RIGHT? Point to the RIGHT side of the picture with your RIGHT hand.

See where it says LEFT? Point to the LEFT side of the picture with your LEFT hand.

Now, answer the questions below.



LEFT

RIGHT

Underline the correct word. Choose one word from the ().

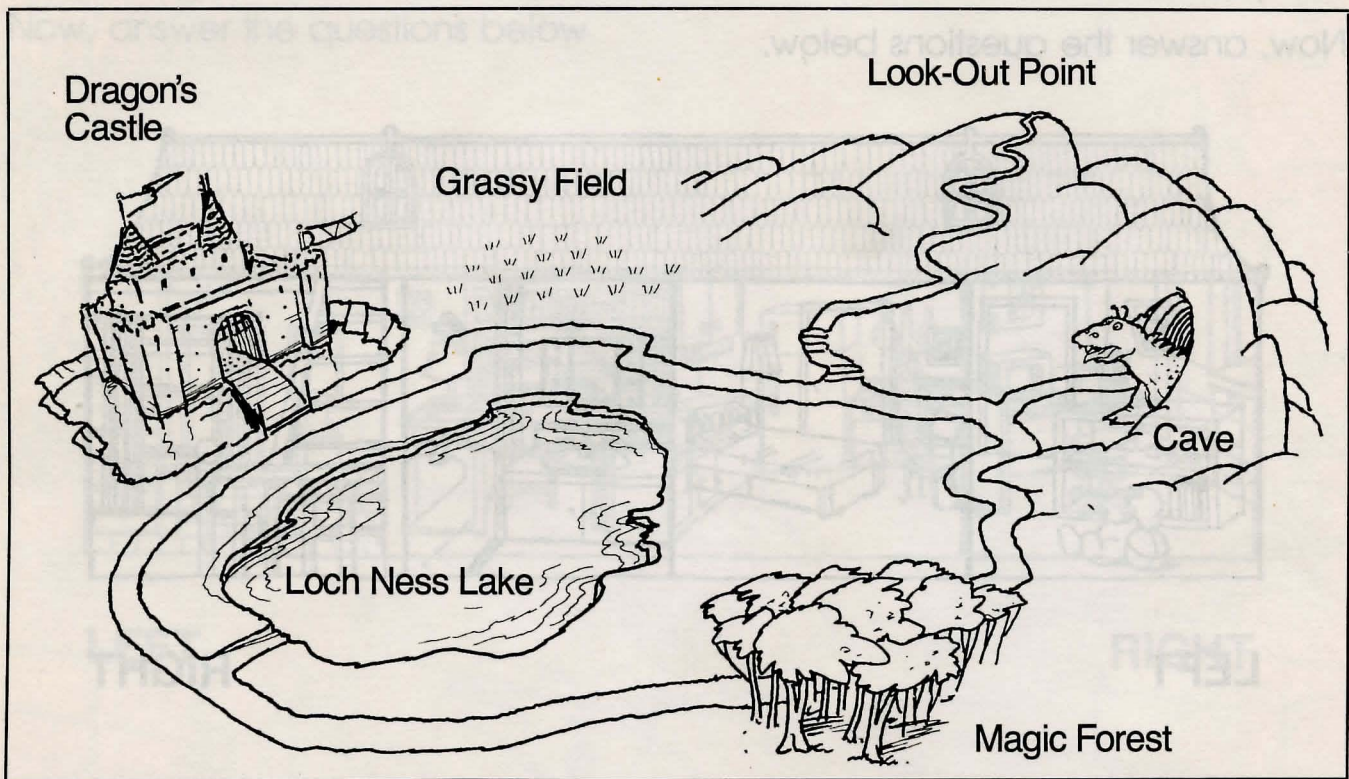
1. The playroom is (left / right) of the hall.
2. The bathroom is (right / left) of the playroom.
3. The hall is (left / right) of the boy's room.
4. The hall is (right / left) of the playroom.

Name _____

What Is a Map?

A map is a special kind of picture. A map tells you where things are. There are many different kinds of maps. Globe maps show you a picture of what the whole world looks like. Sky maps tell you where to look for stars and planets. Road maps can show you how far it is from one place to another.

This is a picture map of the Dragon's Park. The dragon is in the cave.



1. Find the cave and mark it with an X.
2. Draw a line from the cave to the magic forest. Follow the path.
3. Find the castle. Circle it.
4. Draw a line from the magic forest to the castle.
5. What did you pass on your way to the castle? _____
6. Which is closer to the castle? (Circle one.)

Loch Ness Lake

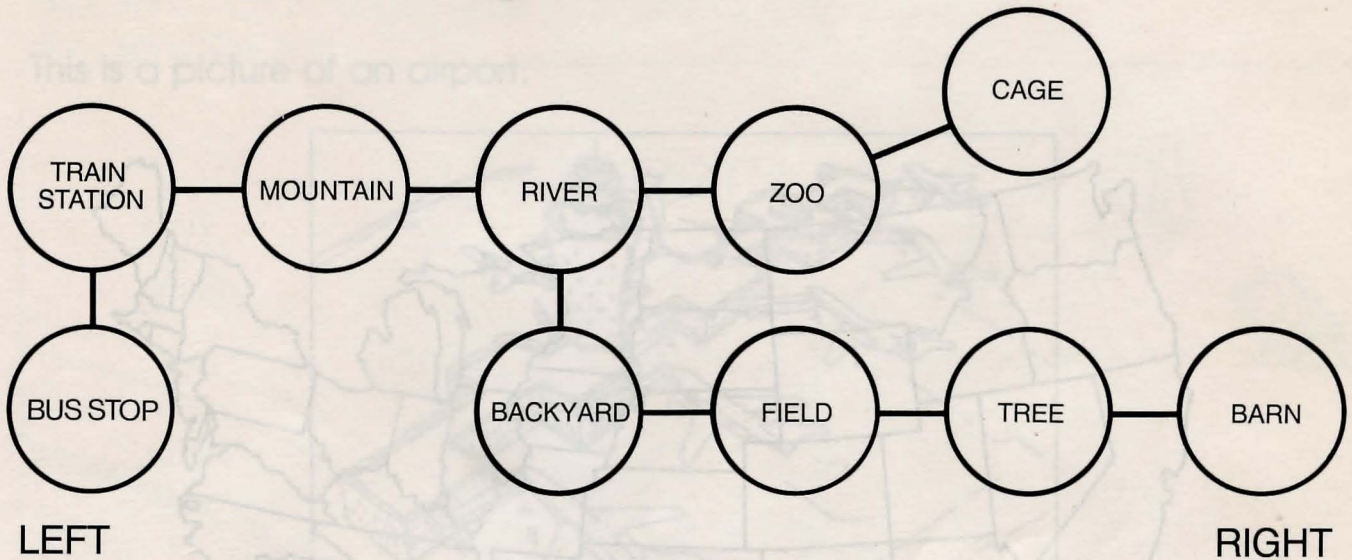
Look-Out Point

Name _____

Name _____

A Map of Dragon's Keep

This is another kind of map. It has circles that show places.
This is a map of places in Dragon's Keep.



Draw a line from the BACKYARD to the TREE.

Draw a line from the CAGE to the MOUNTAIN.

Choose the right answer. Circle it.

1. What place is in between the BACKYARD and the TREE?

BARN TREE FIELD

2. Which place is closer to the CAGE?

ZOO RIVER TRAIN STATION

3. What is left of the RIVER?

ZOO MOUNTAIN CAGE

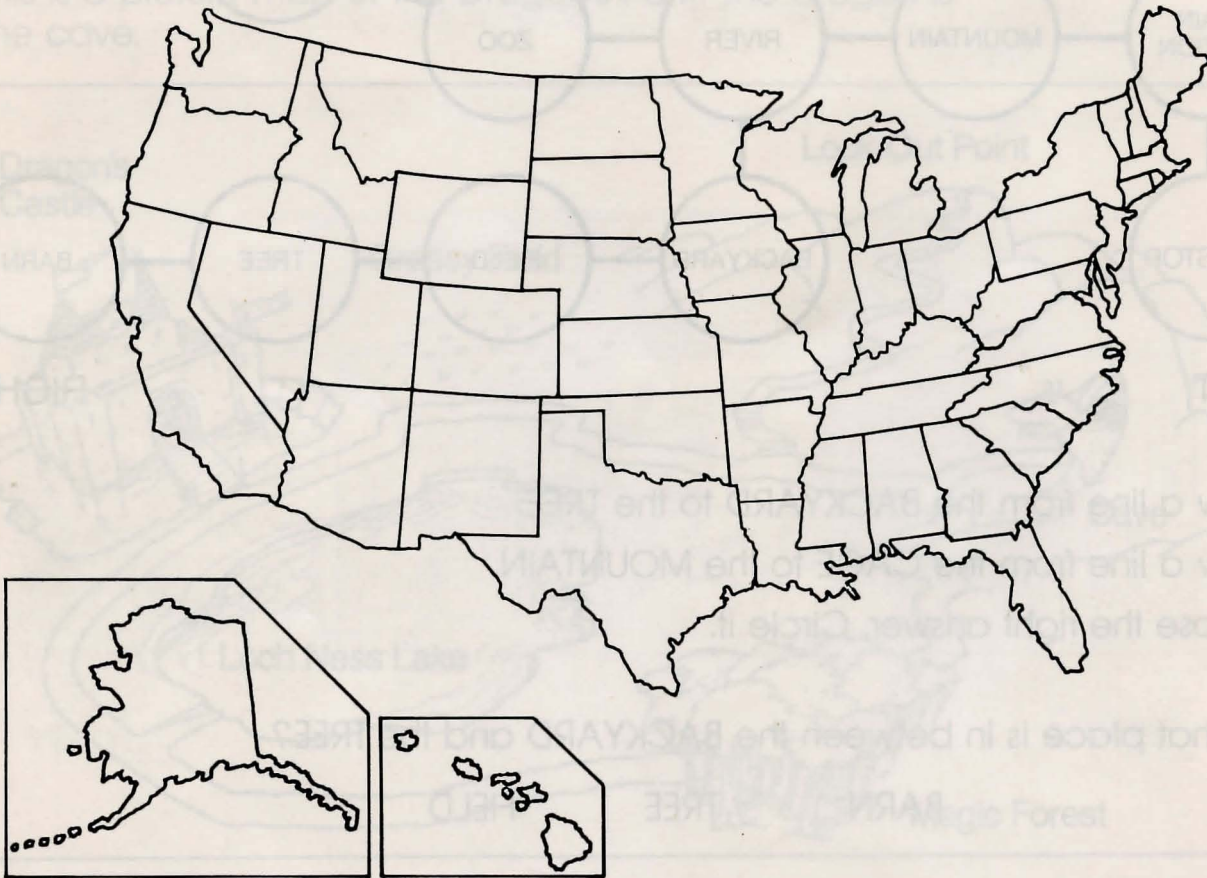
4. What is right of the TREE?

BARN FIELD BACKYARD

Name _____

The United States

This is a map of the United States.



1. Find your state. If you need help, ask your teacher.
Color your state red.
2. Where is California on the map? Color it green.
Where is New York? Color it purple.
Where is Mississippi? Color it orange.
Where is North Dakota? Color it yellow.
3. Find Washington State. Color it blue.

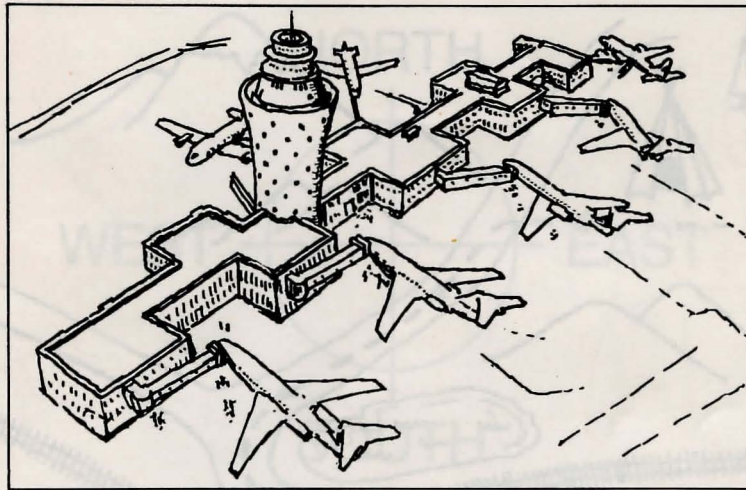
Name _____

Name _____

How the Puppy Got Home

Maps use special signs to tell you where things are. These signs are called **SYMBOLS**. (Say that word like this: sim'-bulls). A symbol stands for something that is real. Every symbol has its own meaning.

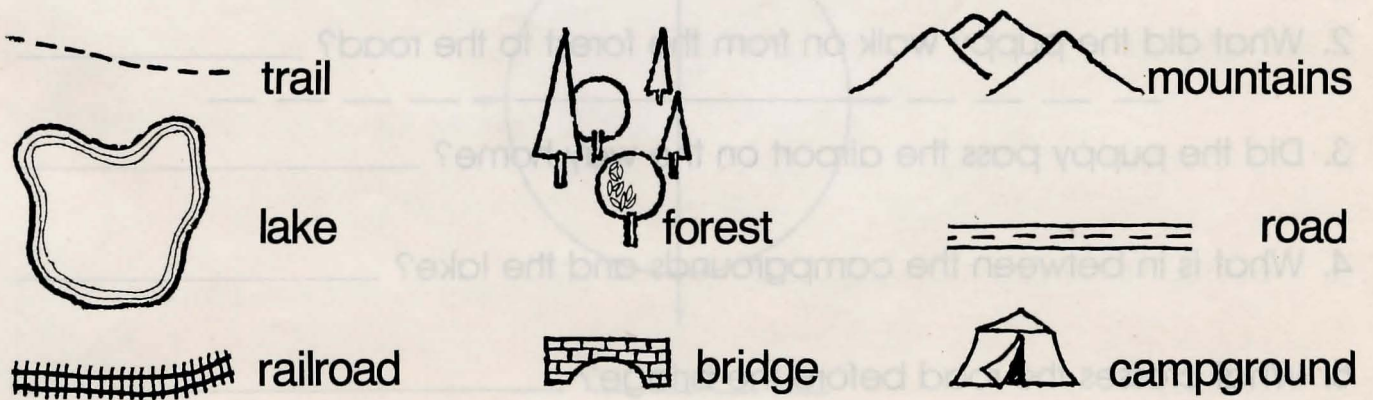
This is a picture of an airport:



This is a symbol for an airport:




These are other map symbols:



Name _____

Name _____

This is a map that shows how the puppy got home. See the arrows? The puppy is in the forest. Can you read the map symbols and tell the story of puppy's trip?



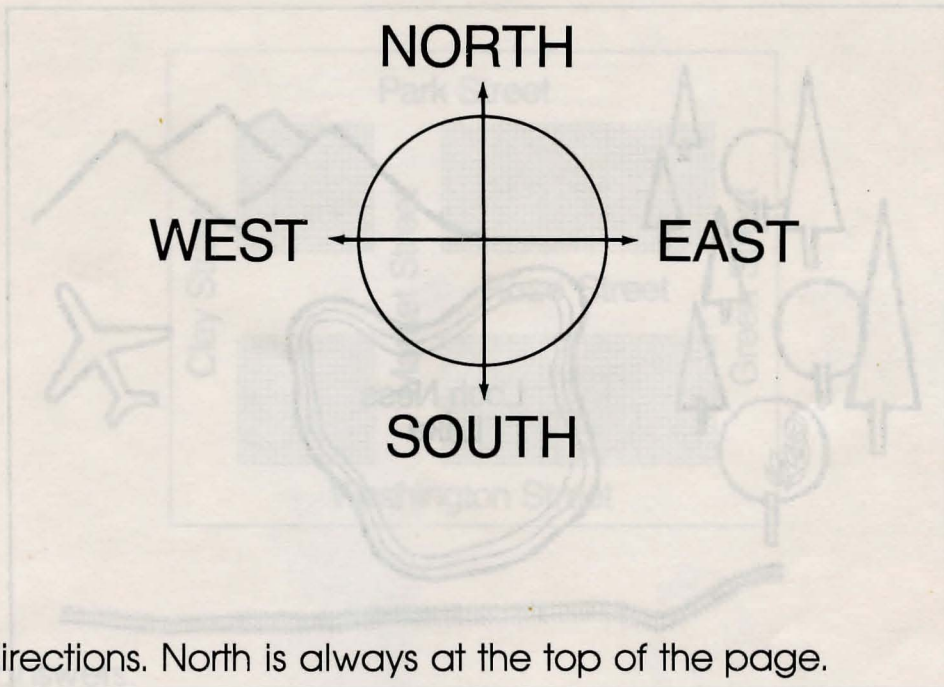
1. Did the puppy walk over a bridge on the way home? _____
2. What did the puppy walk on from the forest to the road? _____
3. Did the puppy pass the airport on the way home? _____
4. What is in between the campgrounds and the lake? _____
5. What crosses the road before the bridge? _____

Name _____

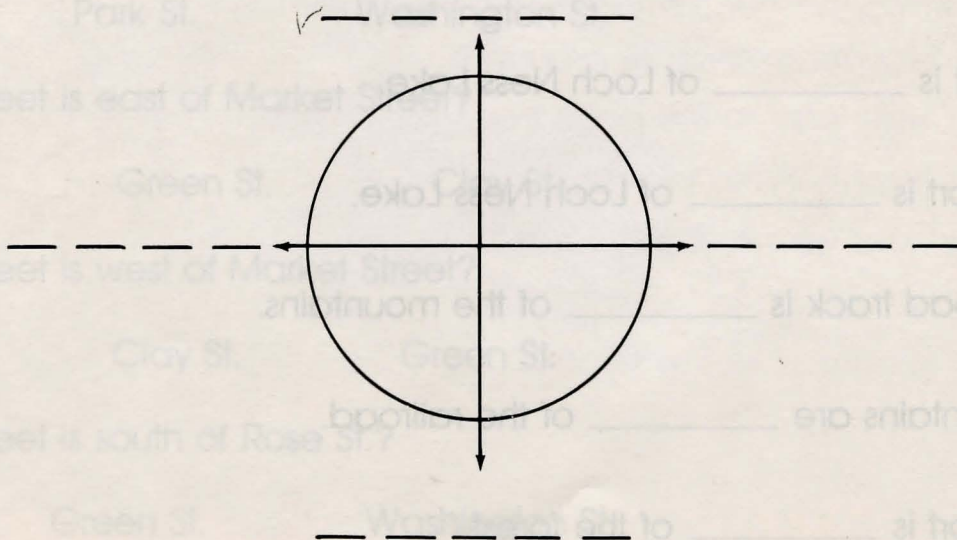
Name _____

The Four Directions

Maps tell you which way to go. There are four main directions—north, south, east, and west. A map shows directions like this:



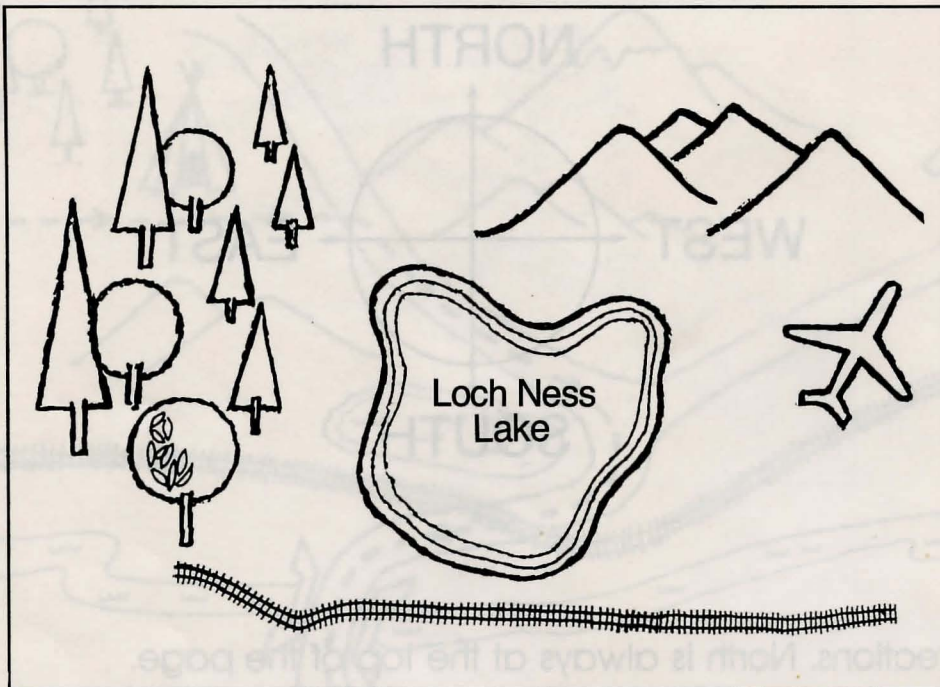
Fill in the directions. North is always at the top of the page.



Name _____

Name _____

This is a map. Fill in the four directions. Study the map and answer the questions.



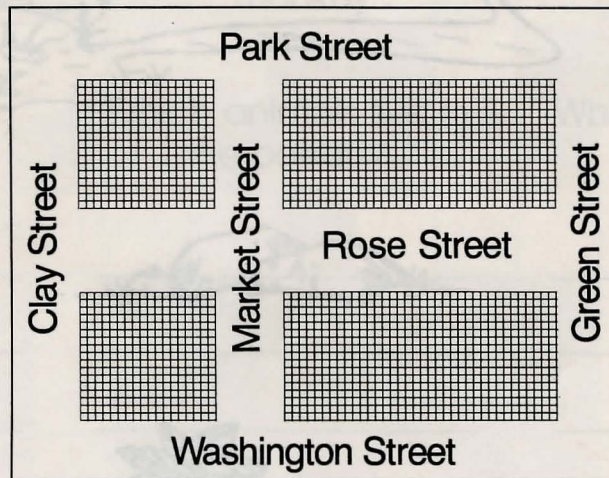
1. The forest is _____ of Loch Ness Lake.
2. The airport is _____ of Loch Ness Lake.
3. The railroad track is _____ of the mountains.
4. The mountains are _____ of the railroad.
5. The airport is _____ of the forest.

Name _____

The Cat's Neighborhood

This is another kind of map. This is a map of the cat's neighborhood. It shows the streets and their names. It shows the four directions.

Fill in the four directions. Answer questions about the map.



Circle your answers.

1. What street is north of Rose Street?

Park St. Washington St.

2. What street is east of Market Street?

Green St. Clay St.

3. What street is west of Market Street?

Clay St. Green St.

4. What street is south of Rose St.?

Green St. Washington St.

Name _____

Dragon's Challenge

Help the Frog Find Its Way to the Pond



Use your pencil to trace the frog's way to the pond.

1. Find the frog. Draw a circle around it.
2. The frog went east to the palm tree.
3. The frog went north to the big rocks.
4. The frog went west to the grass hut.
5. The frog went north to the stream.
6. The frog went east to the swamp.
7. The frog went south to the pond.
8. Circle the pond. Great! The frog is happy to be home with its friends.

Name _____

Name _____

Where Do Animals Live?

Read each paragraph. Circle the correct answer.

cat
elephant
whale
horse
lion



crab
cow
rooster
seal
tiger

chicken
shark
bull
zebra
monkey

Which animals live in
the jungle?


Which animals live in
the ocean?

Which animals live on
the farm?



Name _____

What Do Animals Eat?



ACROSS

1. A treat for a bird.
5. A frog's snack.
6. A bear's dessert.
8. A cow's dinner.
9. A dog's dream.

DOWN

2. Kitty's favorite.
3. A seal's lunch.
4. A horse's habit.
7. A monkey's munch.
10. Squirrel's breakfast.

WORD BANK:

bones	hay
fish	honey
flies	milk
fruit	nuts
grass	worm

Name

What Do You Know About Dragons?

Read each paragraph. Circle the correct answer.

Dragons are not real animals like dogs and cats. Dragons are make-believe animals. In most stories, dragons breathe fire and smoke. Real animals cannot breathe fire and smoke. In many stories, dragons can talk. Real animals cannot talk.

What is the main idea?

- a. Dragons breathe fire and smoke.
- b. Dragons are like dogs and cats.
- c. Dragons are make-believe animals.

Chinese people have a name for each year. The names are all animal names. Some years are called "The Year of the Snake." Some years are called "The Year of the Rat." There is even a "Year of the Dragon." The Year of the Dragon is a good-luck year for Chinese people.

What is the main idea?

- a. Dragons bring good luck.
- b. Chinese people have a name for each year.
- c. Some years are called "The Year of the Rat."

Have you ever heard of a dragonfly? Dragonflies are real insects. Sometimes they can grow as long as five inches. They have narrow wings. They eat flies and mosquitoes. Even though they are big, they don't hurt people.

What is the main idea?

- a. Dragonflies have narrow wings.
- b. Dragonflies eat flies.
- c. Have you ever heard of a dragonfly?

Zoo Stories and Riddles

Find the main idea in each paragraph. Circle the answer.

1. Some animals have Greek names. The word "hippopotamus" comes from Greek. *Hippo* means horse and *potamus* means river. The first Greek travelers who saw this unusual animal compared it to a horse. It had four legs and a broad back, but it lived in a river. What better name for it than riverhorse, or hippopotamus?

What is the paragraph about?

- a. the meaning of a name
- b. Greek animals
- c. horses

2. The largest lizard in the world is the Komodo (Ko-mo-do) dragon lizard. It can grow to more than 10 feet long. The Komodo dragon lizard doesn't breathe fire and smoke. It does have very powerful jaws. It can eat a wild pig. Komodo dragon lizards usually stay away from people.

What is the paragraph about?

- a. what dragons eat
- b. the largest lizards
- c. wild pigs

3. About one hundred years ago, the idea of cities having zoos became popular. The first American zoo opened in Philadelphia, Pennsylvania, in 1874. Since then, most large cities in America have opened zoos of different sizes.

What is the main idea of this paragraph?

- a. zoos are popular
- b. the history of zoos
- c. large zoos

Name _____

Read this story. Answer the questions on the next page.


A Wonderful Place to Visit

Many strange animals live at the zoo. Polar bears and penguins come from the land of ice and snow. Monkeys come from the hot, green jungles of the South. Camels come from the great deserts of the Middle East. All these animals live at the zoo.

A long time ago, most people didn't know what wild animals looked like. Only rich kings, queens, and emperors owned these rare and amazing creatures. They kept them as pets and sometimes gave them as gifts to other kings and queens. One famous king even had a pet tiger who ate at the dinner table with him.

Today, you don't have to be a king or a queen to visit the animals and learn all about them. But even today, leaders of countries give gifts of animals to leaders of other countries. In 1972, the Chinese government gave a very special present to the people of the United States—two giant pandas. These pandas live in the National Zoo in Washington, D.C.

Zoos are exciting and fun. You can see animals from countries thousands of miles away, eating, sleeping, and playing with their babies. No wonder that sunny days bring crowds of people to zoos all over the world.




Name _____

Name _____

Read the story. Answer the questions on the next page.

Find the main idea in each paragraph. Circle the best answer.

Circle the best answer.



1. The main idea of the story is
 - a. zoos have wild animals from all over the world.
 - b. China gave the United States two Giant Pandas.
 - c. kings and queens own animals.

2. The word CREATURES means
 - a. zoos.
 - b. animals.
 - c. homes.

3. Camels come from
 - a. the jungle.
 - b. the ocean.
 - c. the desert.

4. What gift did the Chinese people give to the United States?
 - a. Pandas.
 - b. Penguins.
 - c. Polar bears.

5. Why do you think people visit zoos?
 - a. Zoos are busy places.
 - b. People are curious about different kinds of animals.
 - c. Zoos are in cities.

Name _____

Read this story. Answer the questions on the next page.

The Loch Ness Monster—Real or Make-Believe?


Some people believe in monsters. These people say that a very big monster lives at the bottom of a beautiful lake. The lake is called Loch Ness. It is in Scotland. The gigantic lake monster is called the Loch Ness Monster, or Nessie. More than 1000 people say they have seen the monster. Other people say no one could have really seen the monster because it isn't real.

One tugboat captain said he saw Nessie swim by his boat. The captain said the monster was very long and thin. It had humps on its back that stuck out of the water. Other people say they have seen the monster out of water.

One motorcycle rider said he saw a huge monster in Loch Ness. He said it was twenty feet long, with a small head, tiny eyes, a long neck, and wet skin. He said the monster ran across the road and jumped into the lake when he rode by.

Every year, many curious people come to Loch Ness to look for the monster. They carry cameras, binoculars, and other special equipment. They are hoping to see Nessie. Sometimes, they bring tents and camp out on the sides of the lake.

Although scientists have been able to track some kind of large moving animal in the water, they don't know for sure what it is. There is no proof that this amazing monster is alive. No one knows for certain whether the Loch Ness Monster is real or make-believe.



Circle the best answer.

1. The main idea of the story is
 - a. monsters are real.
 - b. some people believe in the Loch Ness Monster.
 - c. all monsters are long and thin.

2. The motorcycle rider says he saw a
 - a. long, thin animal with humps on its back.
 - b. a large, wet animal jumping into the lake.
 - c. a big fish.





3. The nickname for the Loch Ness Monster is
 - a. Lochie.
 - b. Nessie.
 - c. Scottie.

4. The word GIGANTIC means
 - a. very big.
 - b. scary.
 - c. beautiful.

5. Who did NOT say that he had seen the monster?
 - a. tugboat captain.
 - b. scientist.
 - c. motorcycle rider.

Name _____

Where Did It Go?




Write the title under the picture that matches it.

1. Where did my sandwich go?
2. Yum! I love peanut butter.
3. Do you want some?
4. There are so many ducks.

Name _____

Ten Famous Animals



ACROSS

2. Who jumped over the moon?
3. Jack climbed the beanstalk and stole her from the giant.
4. Alice followed him down the hole.
5. Honey makers.
6. One of the three animals Goldilocks visited.
9. It breathes fire and smoke and is gigantic.
10. Who ate Little Red Riding Hood's grandma?

DOWN

1. This little fellow ran up the clock.
3. It has hooves and a mane.
5. "When the pie was opened, the _____ began to sing."
7. This animal is on the back of a quarter.
8. When the princess kissed him, he turned into a prince.

Name

Mountain Monster

Read this story. Circle the best answer.

Fill in the missing word. Choose each word from the box next to the paragraph.

For more than a _____ years, people have been talking about whether _____ are real. Because people are _____, they keep searching for signs that prove monsters are alive.

monsters
hundred
curious

On the highest _____ in the world, explorers have found huge _____ in the snow. These tracks look like the prints of a _____, barefoot man. This monster, which has never been seen, is called the Abominable Snowman.

mountains
footprints
gigantic

Name _____

Name _____

Ten Famous Animals

Mountain Monster

Some men say they have heard the _____ making sounds. They say it howls like a _____. The people who live near these mountains say the monster is a _____ man. They say he is covered with thick _____.

hair
creature
cat
wild

ACROSS

2. Who jumped over the moon?

3. So far, no one has been able to prove the Abominable Snowman is

4. Alice followed him down the hole.

5. _____ Still, most mountain _____ keep an eye

6. One of the three animals Goldilocks visited.

7. _____ out for this _____ creature.

10. Who ate Little Red Riding Hood's grandma?

DOWN

1. This little fellow ran up the chimney.

3. It has nooves and a mane.

5. "When the pie was opened, _____"

7. This animal is on the back of a _____

8. When the princess kissed him, he turned into a prince.

scary
real
climbers

Name

Dragon's Challenge

Read this story. Circle the best answer.

The Turtle Picnic

This is what the turtle family did last Sunday. Junior Turtle got the picnic baskets. Mother Turtle picked out some plates and cups. Father Turtle packed the baskets with all kinds of food. He packed cans of tuna, and cans of chicken noodle soup. He packed cookies, sandwiches, and grapes.

1. Where was the turtle family going?

- a. To the store. b. On a picnic. c. To school.

It took the turtles one hour to pack the baskets. Turtles are very slow. Finally, they were ready to leave the house. They walked to the park around the corner. It took about two hours to get to the park.

2. Why did it take the turtles so long to get to the picnic spot?

- a. It was far away. b. Their car was broken. c. Turtles are slow.

When they got to the park, Mother looked into all the baskets. "Where is the can opener?" she asked. Everyone searched for the can opener but no one could find it. "I'll go get it," said Junior Turtle. "But you must promise not to eat the food until I get back." Mother and Father promised. Junior Turtle crawled away towards the house. But he didn't go home for the can opener. He hid in the grass.

3. Why do you think Junior Turtle hid in the grass?

- a. He wasn't hungry. b. He was tired. c. He wanted to see if anyone would eat the food.

Mother and Father Turtle waited two hours but Junior did not come back. Father Turtle went for a swim. They waited for another hour, and still Junior did not come back. Mother Turtle took a nap. When she woke up, she was very hungry. "Let's just eat one sandwich," she said.

- 4. What happened first?
 - a. Mother and Father Turtle waited another hour.
 - b. Father Turtle went for a swim.
 - c. Mother Turtle took a nap.

Just as Mother and Father Turtle were about to eat the sandwich, Junior Turtle jumped out from the grass! "I knew you would cheat," he said. "It's a good thing I didn't go for the can opener!"

What do you think the Mother and Father Turtle will say?
Write your answer here.

Name _____

Name _____

Ridiculous Riddles

Animal riddles are very silly. Here are two funny ones.

1) How do you keep a skunk from smelling?






2) What's better than a talking dog?



Answers: 1) You hold his nose! 2) a spelling bee

Name _____

What Were Those Directions?



1. How long should it take the family to get to the lake?

2. Do you think the family will get to the lake on time?

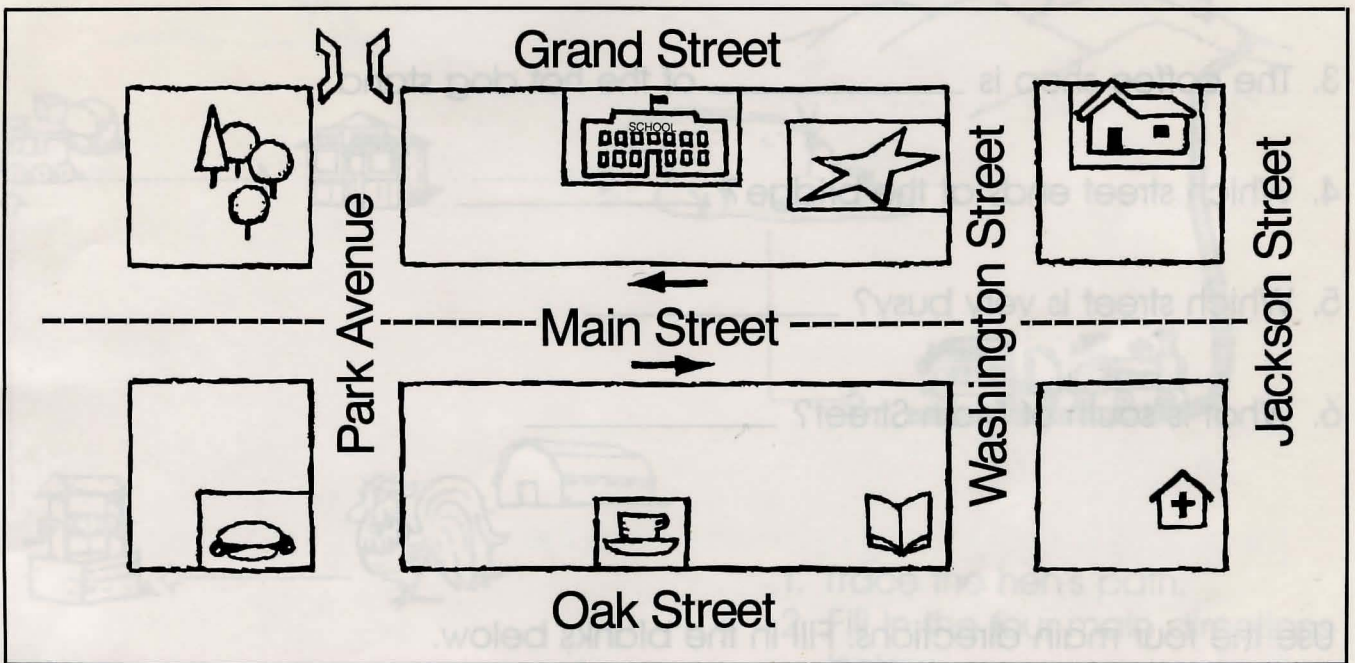
Why? _____

Name _____

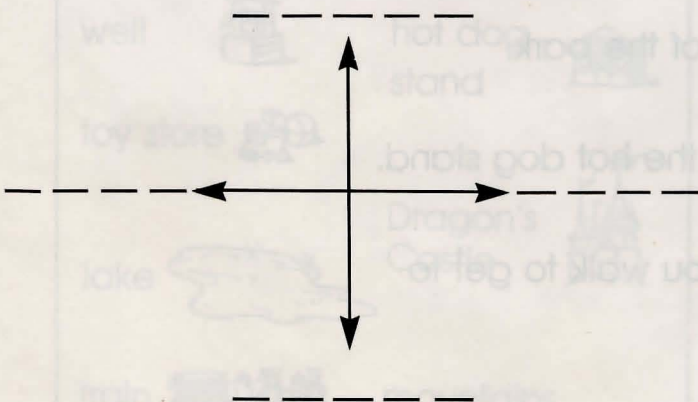
Using a Key

Maps don't always use the same symbols. The box at the bottom of a map is called a key. The key tells what each symbol on the map means.

Look at this map carefully. Then look at the key below it.



Fill in the four main directions below.



KEY



-
1. If you are at the bookstore and you want to go home,
which way do you walk? _____
 2. The hot dog stand is _____ of the park.
 3. The coffee shop is _____ of the hot dog stand.
 4. Which street ends at the bridge? _____
 5. Which street is very busy? _____
 6. What is south of Main Street? _____

Use the four main directions. Fill in the blanks below.

1. If you are at the bookstore, and you want to go home,
which way do you walk? _____
2. The hot dog stand is _____ of the park.
3. The coffee shop is _____ of the hot dog stand.
4. If you are at school, which way do you walk to get to
your house? _____

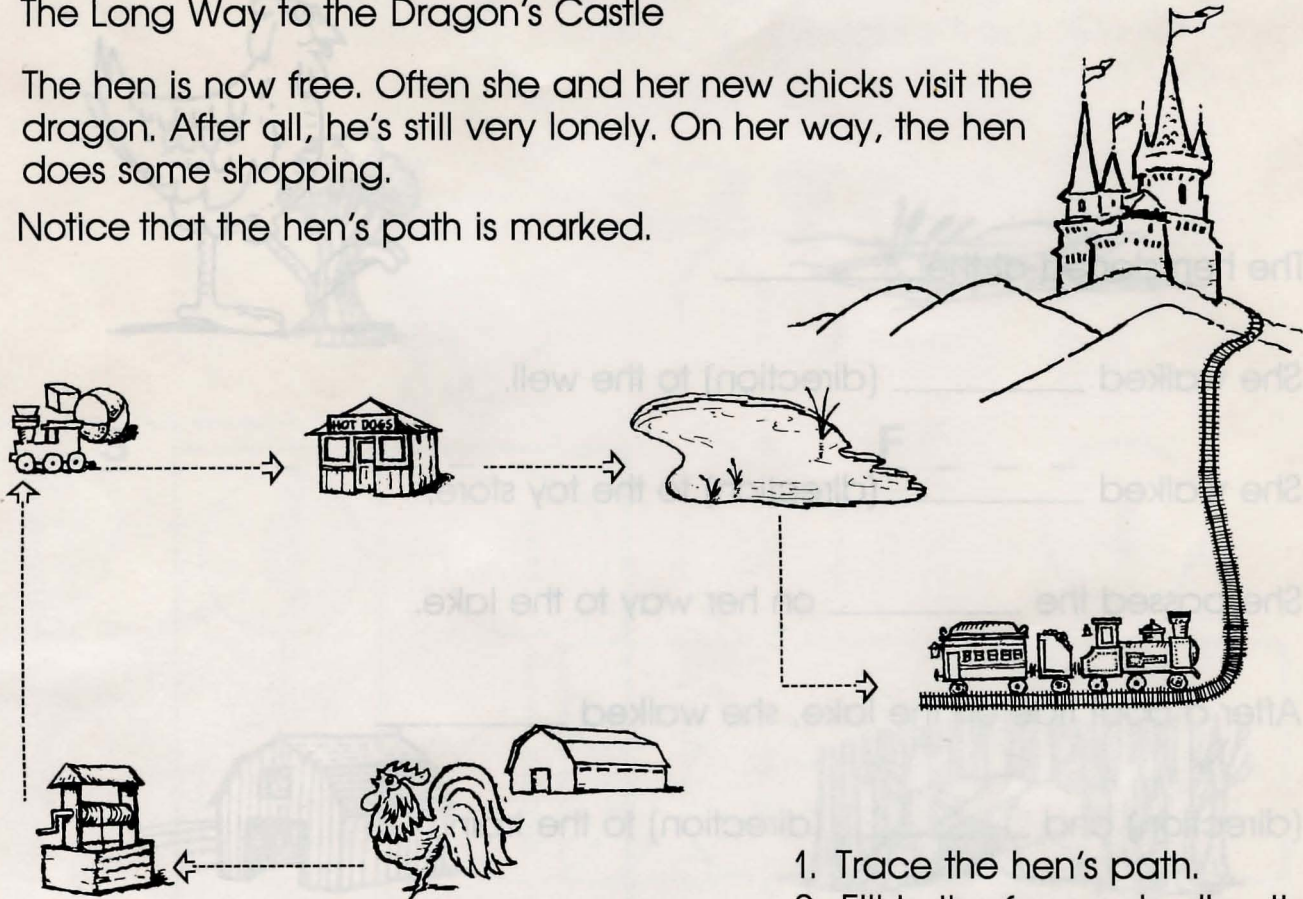
Name _____

Dragon's Challenge

The Long Way to the Dragon's Castle

The hen is now free. Often she and her new chicks visit the dragon. After all, he's still very lonely. On her way, the hen does some shopping.

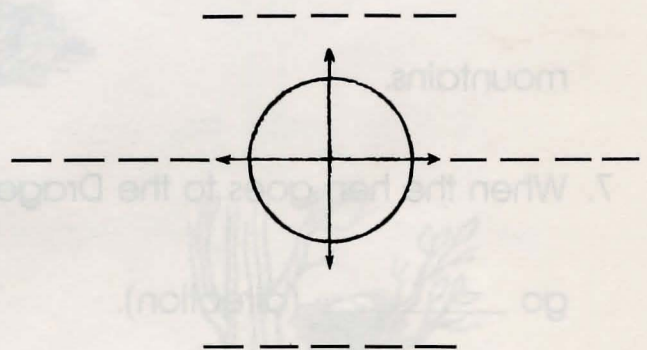
Notice that the hen's path is marked.



1. Trace the hen's path.
2. Fill in the four main directions below.

KEY


barn		train track	
well		hot dog stand	
toy store		Dragon's Castle	
lake		mountains	
train			



3. There is no symbol for mountains in the key. Draw your own.

Name

Fill in the blanks below.



1. The hen started at the _____.
2. She walked _____ (direction) to the well.
3. She walked _____ (direction) to the toy store.
4. She passed the _____ on her way to the lake.
5. After a boat ride on the lake, she walked _____
(direction) and _____ (direction) to the train
station.
6. The Dragon's Castle is _____ (direction) of the
mountains.
7. When the hen goes to the Dragon's Castle, the train will
go _____ (direction).
8. When the hen returns from the Dragon's Castle, the train
will go _____ (direction).

Name _____

Name _____

Who Lives Here?



S _ _ _ _



F _ _ _ _



C _ _ _



B _ _ _



P _ _



D _ _

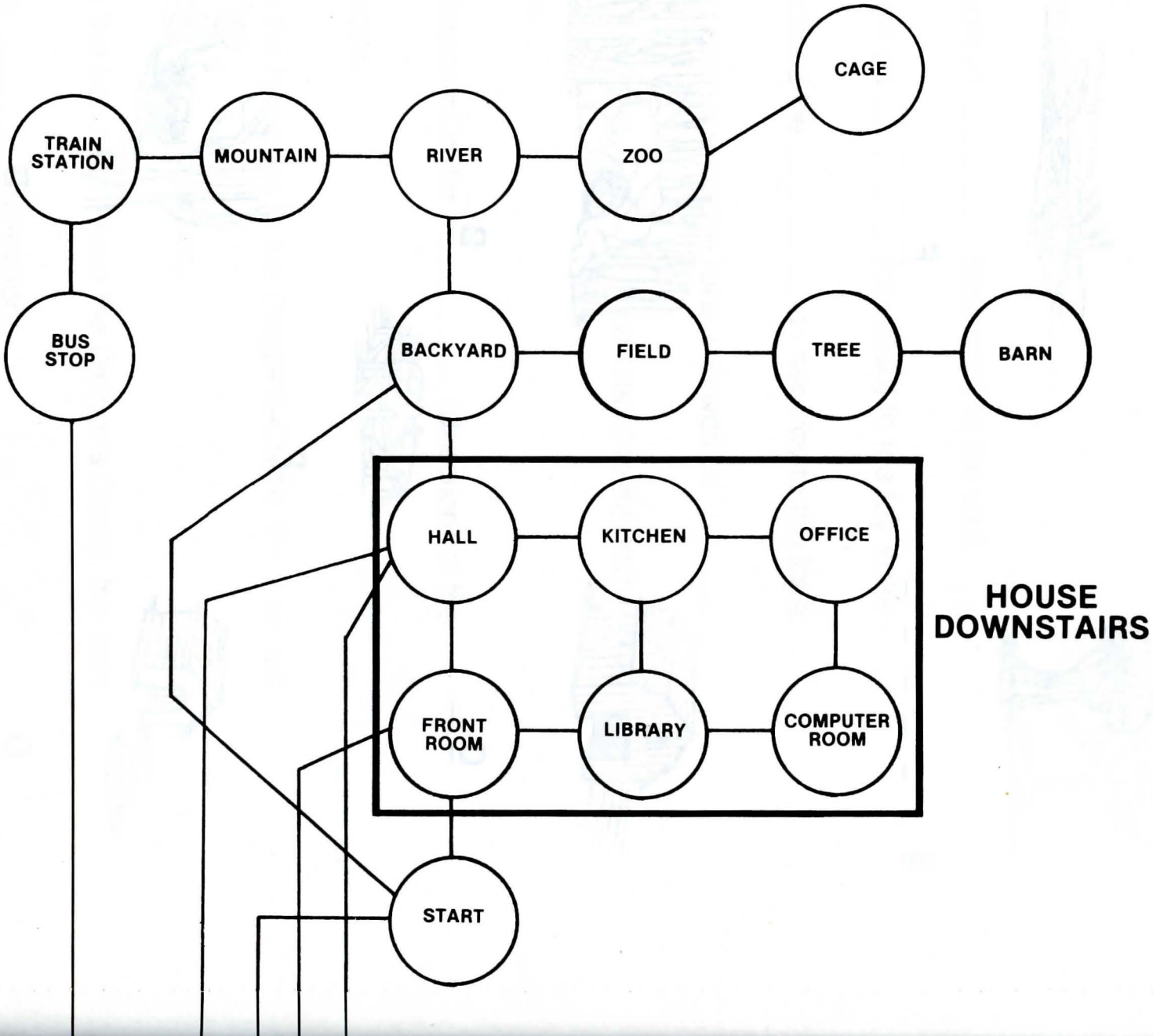


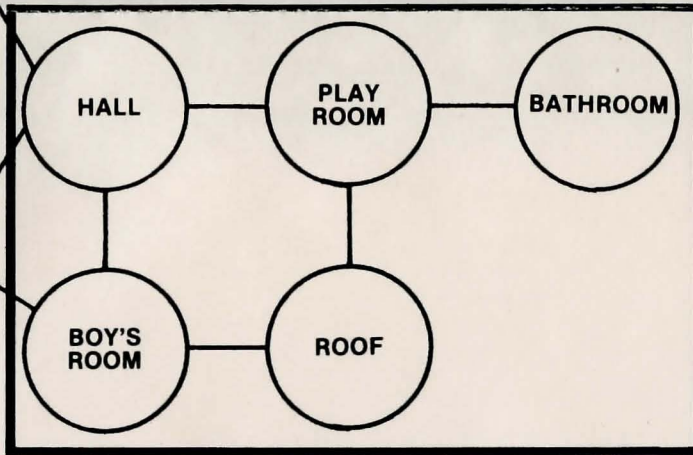

B _ _ _

Name _____

Find the Animals

Paste the next two pages together. You will see a map of the places on the disk. Use the stickers to show where you found the animals.

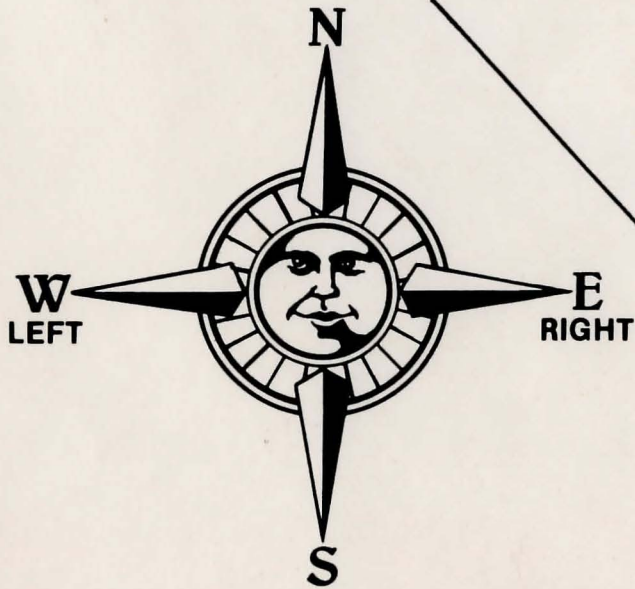




HOUSE UPSTAIRS



HOUSE BASEMENT



This map may also be used with the disk. Follow the map to find the animals. Every time you set an animal free, mark the spot with a sticker.



Encyclopaedia Britannica Educational Corporation
425 North Michigan Avenue, Chicago, Illinois 60611

354 WB