


TWILIGHT'S **RANSOM**

CLUE BOOK



Welcome To

LIBERTY CITY

**A Tradition of Excellence,
A Commitment to the Future**



TABLE OF CONTENTS

	<u>Page</u>
Section One	1
Agent Wheeler's Notes	3
Liberty City Sewer Map	7
Liberty City Map	8
Section Two	10

If you have purchased this booklet, you are experiencing difficulty in rescuing Maria and solving the mystery of Twilight's Ransom. Section One of this book provides some strategy hints in addition to the ones found in the Twilight's Ransom manual and a guide to the different neighborhoods in Liberty City and copies of FBI agent Wheeler's reports on characters from the game. Section two consists of questions and a series of answers which anticipate problems you may be having in Twilight's Ransom.

SECTION ONE

GENERAL STRATEGIES

1) Your first goal should be to find the bundles of documents Maria has hidden throughout Liberty City. Until you have the documents in your possession, you won't be able to take the actions necessary to saving Maria.

2) Thoroughly explore every location of the city. The "playing area" of Twilight's Ransom is extremely spread out. Often the elements necessary to solving a particular puzzle are located on opposite sides of the city.

3) Be conscious of the elapse of time. Some locations crucial to the solving of the game will close at various times throughout the night. Thus you must schedule your activities such that you can accomplish each of your goals within the twelve hour time limit.

4) Be tough. Melendez and his thugs are ruthless criminals. Don't give them anything without getting something in return.

LIBERTY CITY --- The Neighborhoods

The area of Liberty City where Twilights Ransom occurs is the nexus of a number of vibrant and disparate neighborhoods each briefly described below.


SHADEYSIDE, one of the larger sections of Liberty City, is a predominately working class neighborhood, consisting of modest but well maintained houses and apartments. Maria and you both live in apartments in Shadeyside. Corazon's is located here as well. Shadeyside is bounded in the east by Cummings Blvd. in the west by Kennedy Blv., Bond Street in the north and Lexington Ave, in the south.

SOUTHSIDE is an upper middle class to rich neighborhood stretching in the east to Kennedy Boulevard, north to Lexington Avenue and east to Tempest Avenue and the Tempest River.

MID-TOWN Liberty consists of the several miles of city blocks on the east and west banks of the Tempest River. Once a decaying urban core, Mid-town has blossomed under a Renaissance rebuilding program, which transformed this area into a shopping and tourist district.

The **UPPER WEST SIDE** is the heart of the financial district. Here amidst the glowering concrete and steel towers of industry is the financial nerve center of the city's economy. The Upper West Side contains some of the most expensive commercial real estate in the city, including the O'Neil Tower, the tallest building in Liberty City. Bordered to the west and north by the Liberty Thoroughway and in the south by Freedom stadium and Freedom Street, the Upper west side gracefully segues eastward into the Liberty City Public Library, the Community College and Liberty Park.

LOWER WEST SIDE is bounded to the east and south by factories and industrial complexes, to the north by Mantle Street and to the east by the Tempest River. Once a very fashionable neighborhood, the Lower west side has fallen on hard times, becoming one of the most dangerous sections of Liberty. Be very careful when you venture into this area of town.



FEDERAL BUREAU OF INVESTIGATION
LIBERTY CITY

FOR INTER DEPARTMENT USE ONLY: FORM 5-C

NAME: PASCUALI ORLINI —
alias: The Tan Man

OCCUPATION: BUSINESSMAN,
Suspected Organized Crime Figure

AGE: 45

HEIGHT: 6' 3"

WEIGHT: 195

The Tan Man is the kingpin of organized crime in Liberty City, controlling the majority of the city's gambling, rackets and drug traffic. His real name is Pascuali Orlini, but he is know as the Tan Man because of his obsession with physical fitness. Although he is in his forties, he is as fit as a man of twenty, the product of hours spent in the Adonis health club which he owns. Because he wishes to avoid the public, especially when exercising, Orlini will often work out at odd hours. His nickname specifically derives from his fondness for the tanning booths, regular use of which has embued his skin with a glowing gold hue.

The Tan Man correctly perceives Melendez' open in Liberty as a threat to his power. Melendez finan gun running through drug smuggling and his trade seriously competes with the Tan Man's trade. Po further aggravates the relationship between the Tan Man believes Melendez a communist as a loyal American, he must destroy Melend constantly probing for a weakness or an or and destroy his opponent.

**FEDERAL BUREAU
OF INVESTIGATION
LIBERTY CITY**

FOR INTER DEPARTMENT USE ONLY: FORM 5-C

NAME: RAOUL MELENDEZ
OCCUPATION: RESTAURATEUR
Suspected Organized Crime Figure

AGE: 38
HEIGHT: 6' 1"
WEIGHT: 185



Raoul Melendez is one of the foremost figures in the Salvadoran underworld, his crime empire built on the drug trade. On the surface, Melendez doesn't appear dangerous. With his stylishly tailored suits, and designer sun glasses he looks as though he were clipped from the pages of Gentleman's Quarterly. But beneath his sartorial resplendence lies a cunning and cruel criminal. Unlike most of his underworld colleagues in El Salvador, who fear a communist takeover as hostile to their business interests, Melendez possesses an ambition to transform his criminal power into political power and, stymied by the old right wing power structure, believes the left offers him the best opportunity to further his political ends. The hispanic mafia bosses are famed for their brutality, volatile tempers and unstable egos. But because Melendez he is especially dangerous with criminal ruthlessness he has supplied the Salvadorans with over 18 months Melendez has supplied the Salvadoran rebels with guns purchased in the middle east and from European arms bazaars. Funneled through Liberty City, the guns are then smuggled by land air and sea. Salvador and the Farabundo Marti Liberation Front's collection of communist guerrilla forces.

**FEDERAL BUREAU
OF INVESTIGATION
LIBERTY CITY**

FOR INTER DEPARTMENT USE ONLY: FORM 5-C

NAME: MARIA CHAVEZ
OCCUPATION: WAITRESS

AGE: 32
HEIGHT: 5' 7"
WEIGHT: 120



Maria is thirty two years old. Living in a peasant village in war torn El Salvador, Maria was desperate to escape the economic wasteland of her home. Thus when some of the local political barons were recruiting people to work for their various business interests in the United States, Maria and others like her leapt at the chance to come to America. Maria's father, Arnaldo Chavez, had on occasion worked for Raoul Melendez in El Salvador and thus petitioned Melendez to grant his daughter a job in the United States. Remembering Arnaldo's loyal service, Melendez obtained an immigration visa for Maria who arrived in this country in May of 1985 and began working in Melendez' restaurant, Corazon's located in Liberty City. Like many people serving similar terms of indenture Maria is at the disposal of her employer who in this case is a less than honest man.

**FEDERAL BUREAU OF INVESTIGATION
LIBERTY CITY**

FOR INTER DEPARTMENT USE ONLY: FORM 5-C

NAME: RONALD J. MULLIGAN

OCCUPATION: GRAPHIC ARTIST

AGE: 30

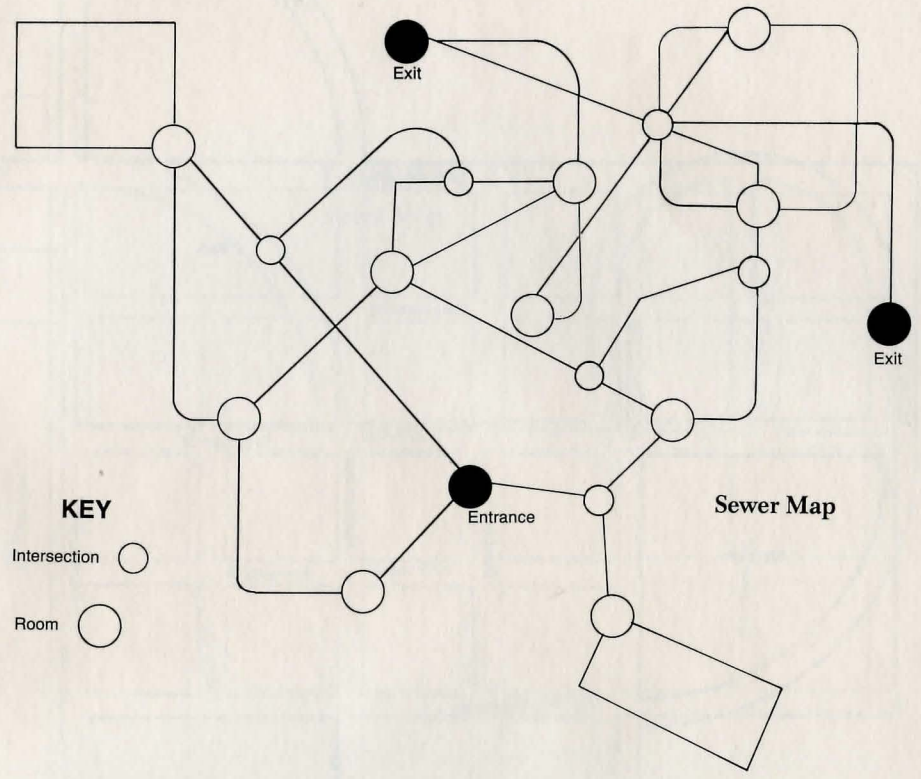
HEIGHT: 6' 0"

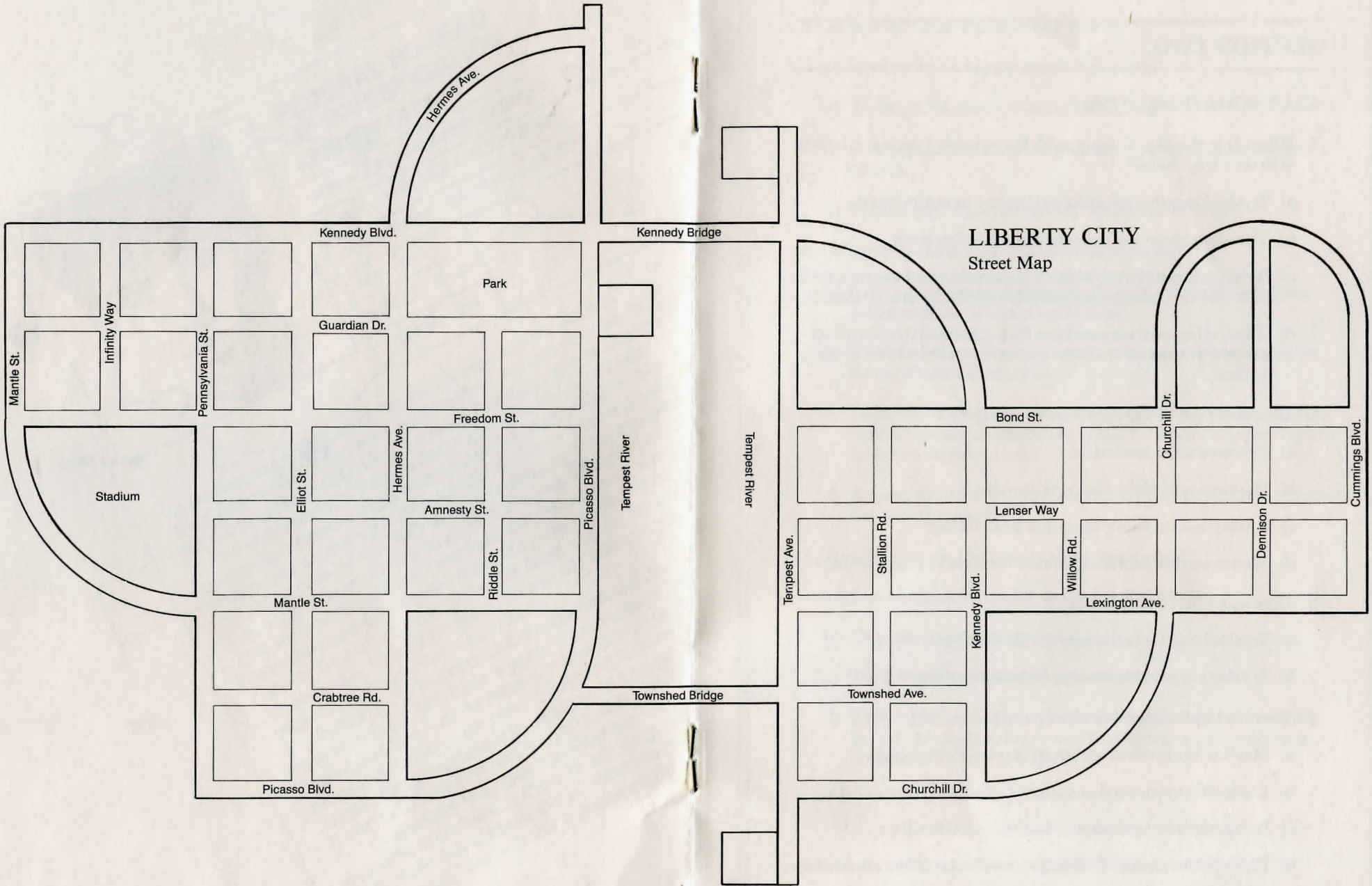
WEIGHT: 184



According to employees of Corazon's restaurant, Ronald Mulligan is Maria Chavez's boyfriend of several months. Of all the players in this deadly drama Mulligan is potentially the most important. On one hand he could be completely innocent, unaware until now of Maria's connection to Melendez and mixed up in something he doesn't understand. In which case he's in way over his head and I have to get to him before he winds up dead. But if Maria shared her secret with him, Mulligan becomes very important. He may have the papers or know where they are hidden. If so I may find him before Melendez does or both he and Maria are dead. Even if he doesn't have the documents, he may know where Maria hid them.

Preliminary background checks reveal little in or abnormal in Mulligan's past. A graduate of Liberty School and the Liberty School of Graphic Arts, he employed as an artist for the Advertising firm of K Bruno. He is single and lives alone in an apartment on Denison Drive a few blocks north of Maria's apartment. Contacting Mulligan becomes my top priority. He could be anywhere in the city. My only hope is to stake out some of the rendezvous locations he frequents with Maria in the hope he might be caught there.





LIBERTY CITY
Street Map

SECTION TWO

CLUE BOOK QUESTIONS:

1. What does the slip of paper with the spanish words and letters written on it, mean?
 - a) Tryxlookingxthexspanishxwordsxupxinxadictionary.
 - b) Thexspanishxwordsxarethexdaysofxthexweek.
 - c) Perhapsxthexlettersxbesidexthexspanishxwordsxcorrespondx toxsomethingxelsexyouxfoundxinxanotherxpartxofxthexcity.
 - d) Thexlettersxcorrespondxtoxthexcolorsofxthexcirclesx aroundxthexlocationsofxthexmapxyouxfoundxinxMaria'sx locker.
2. How can I get in the community college?
 - a) Tryxbreakingxaxwindow.
 - b) Havexyouxtriedxlookingxinxthexalley?
 - c) Havexyouxtriedxclimbingxonxthexawning?
 - d) Havexyouxtriedxplacingsomethingxunderxthexawning?
3. How can I find Maria's locker?
 - a) Tryxlookingxforxaxlistxofxlockerxnumbers.
 - b) Tryxlookingxinxthexdeanxofxstudentsoffice.
4. How do I open Maria's locker?
 - a) Maybetryingxthexcombinationxwouldxbexhelpful.
 - b) Lookslikexyouxneedxsomethingxtoxcutxthexlockxwith.
 - c) Perhapsxyouxcouldxshootxthexlockxoffxthexdoor.
 - d) Perhapsxyouxcouldxfindxapairxofxboltxcuttersxsomewhere.

5. Where do I find a pair of bolt cutters?
 - a) Lookxwherextherexareaxlotxofxtools.
 - b) Tryxaxgasxstationxorxautoxbodyxshop.
 - c) GoxtxJakesxAutoxGaragexandxaskxJakexforxthexboltx cutters.
 - d) LookxunderxthexFordxEscortxinxJakesxGarage.
6. What does the map in Maria's locker mean?
 - a) Perhapsitxhasxsomethingxtoxdoxwithxonexofxthexcluesx youxfoundxinxMaria'sxapartment.
 - b) Maybexthexlocationsoxcircledxonxthexmapxcorrespondxtox locationsofxLibertycity.
 - c) ThexcolorsofxthexcirclesxcorrespondxtoxthexlettersxMariax wrotexbesidexthexspanishxwordsofxthexslipxofxpaperxyouxfoundxinxherxapartment.
 - d) Apparentlyxthexmapxindicatesxmeetingxplacesxforxdifferentx daysofxthexweek.
7. How do I evade the man in the suede jacket?
 - a) Youxneedxtoxfindxaxmazexlosetoxlosehimxin.
 - b) Tryxenteringxthexsewers.
 - c) Perhapsxyouxcanxlosehimxinxthexdark.
 - d) Ifxyouxleadxhimxthroughxthexsewersxandxthenxturnxoffx yourxlightxandxwalkxaroundxthexcorner,xyouwillxlosex thexmaninxthexsuedexjacket.

8. Where do I get a flashlight?

- a) Think about what kind of people carry flashlights around with them?
- b) Find some places with a security guard.
- c) Some of the more important buildings in the city would have security booths.
- d) Look in the lobby of the O'Neil Tower.

9. How do I get out of the sewers?

- a) Having a source of light would help.
- b) Mark the different rooms, so you can distinguish each chamber.
- c) Use a piece of chalk to mark the sewers with.
- d) Don't exit the sewer via the same manhole you entered, because the man in the sweater jacket could be waiting for you.

10. What does PS 3511 I-912 t29 mean?

- a) It must be some type of code Maria set up with the FBI.
- b) Perhaps Maria wrote the message to direct you to a certain location in the city.
- c) Try looking in the library.

11. How do I find PS 3511 I-912 t29?

- a) Try looking in the library.
- b) Try asking the librarian where it is.
- c) Try looking in the book stacks.

12. How can I see the library card:

- a) Asking the librarian would seem a logical step.
- b) If she won't help you voluntarily, maybe you can take it from her.
- c) Be patient maybe you'll get your chance to read it.

13. How can I get inside the Clendon house?

- a) You can try breaking and entering
- b) If you could only find a key somewhere, you could get in easily.
- c) Try looking around on the porch for a key.
- d) The key may be buried. Perhaps you could dig for it.

14. How can I get past the Clendon's dog?

- a) Maybe you can find a way to distract the dog.
- b) Did you try offering the dog something to eat.
- c) Most dogs like hamburgers
- d) Dogs eat pretty quickly. Maybe you should bring more than one hamburger with you.
- e) Move quickly in the Clendon house. You are breaking and entering remember.

15. What do I do with the ticket?

- a) Consider the type of places you can redeem such a ticket.
- b) Dry cleaners accept these ticket stubs.
- c) Pawn shops take these types of stubs.

16. What do I do with the bust of Simon Bolivar?
- You could donate it to the local high school's history department.
 - It's hollow. There might be something hidden inside.
 - Smash the bust.
17. How can I trade the documents for Maria.
- Remember, you're dealing with ruthless criminals, so be tough.
 - Don't give the hoods all the documents.
 - Have you shown the thin man all the documents?
 - Demand they tell you about Maria's well-being.
18. How do I prevent Ramon from shooting me?
- You had best counter violence with violence.
 - Try macing him.
 - Use the crowbar to disarm him.
19. How do I get Ramon's gun from him under the pallet?
- Is there some way you could lift the pallet?
 - Maybe you could use the crowbar as a lever.
 - Isn't there a fork lift handy in the warehouse.
20. How do I get into the Adonis Health Club.
- The man looks big, but maybe you could force your way in.
 - Perhaps you could say something to the man that would make him interested in talking to you.
 - Mention the rifles to the man.

21. How do I gain the Tan Man's help?
- Try and make a deal with the Tan Man.
 - Maybe you have something the Tan Man wants.
 - Offer the Tan Man the location of the rifles.
 - If you don't know the location of the rifles you'd better find them.
22. How do I find the rifles?
- You may have to go underground to find them.
 - Try exploring the sewer.
 - There are three exits to the sewer. Be sure to try them all.
23. How do I locate the warehouse where the guns are.
- You're going to have to find a way to clearly mark the outside of the building so you'll be able to recognize the building from the outside.
 - Maybe you could float something out of the skylight.
 - Try floating a balloon out the skylight.
 - If the balloon doesn't reach the skylight maybe two balloons would succeed where one failed.
24. Where do I find balloons?
- Try looking in places where people go for recreation.
 - Look around Liberty Park.
 - Try along Picasso Boulevard.
 - Examine the front of the arcades on Picasso Boulevard.

25. How do I spy on the gangsters in the El Diablo Night Club.
- Maybe there is some way you can hear them talking if you enter in the bathroom.
 - There is probably a way of making the voices sound clearer.
 - Try standing on the toilet and removing the ceiling tile.
26. How do I leave the bathroom without being discovered.
- If someone comes in the bathroom, you'd better hide.
 - You would be wise not to let anyone see the displaced ceiling tile.
 - Once you hear the information you need, don't wait around for trouble.
27. How many sets of documents did Maria hide.
- More than one.
 - Two sets of documents just won't be enough.
 - Five is too many.
 - Maria hid three sets of documents.
28. Where can I get a gun?
- A number of people carrying guns, popular at Twilight Ransom.
 - Agent Wheeler has a gun.
 - Some of your enemies carry weapons.
 - Ramon, in the EASTCO warehouse carries a gun.

29. How do I get into the boathouse.
- You could try to knock on the door or go around to the back door.
 - You could try to create a diversion so you can slip into the boathouse.
 - Release the handbrake on the Honda.
 - Don't loiter in the front lawn when the Honda strikes the boathouse. Run to the back door.
30. How do I defeat the bald man guarding Maria?
- You are going to need to use force.
 - You could try macing him.
 - You must shoot the bald man.
31. How do I escape from the black man with the dreadslocks?
- Obviously you need to do more than you already have to this point.
 - Think hard. Did you forget to do something.
 - Have you visited the Tan Man lately.
32. How do I escape with Maria?
- Are there any vehicles around.
 - Try using one of the boats at the dock.
 - Don't let the gunmen follow you.
 - Untie the boat you don't use, start the engine and send the boat across the river.

Notice

Paragon Software reserves the right to make improvements in the product described in this clue book at any time and without notice.

This clue book is copyrighted. All rights are reserved. No part of this book may be copied, reproduced, translated or reduced to any electronic medium or machine readable form without the prior written consent of Paragon Software, 600 Rugh Street, Greensburg, Pennsylvania 15601.

Paragon Software makes certain limited warranties with regard to defective recording media. Please see the Paragon Software limited warranty enclosed with the product.

Software © 1987 Paragon Software Corporation

Clue book by John Antinori
Artwork by Jim Boyd
© 1987 Paragon Software

ISBN 0-944937-18-7



0 19183 21999 4

PARAGON SOFTWARE 

600 Rugh Street, Greensburg, Pa. 15601